

# **United Community Action Network Douglas and Josephine County**

## **2018 Community Needs Assessment**

## Purpose and Scope of Needs Assessment

The purpose of this needs assessment is to provide an understanding of the community needs and assets in United Community Action Network's (UCAN) service area: Douglas and Josephine County, Oregon. The assessment begins with a description of UCAN and its programs. The assessment then provides an overview of Douglas and Josephine County, Oregon, and the regions and communities within the counties. The assessment continues by first focusing on Douglas County needs and assets followed by a similar review of Josephine County. Results of a survey of low-income residents are included in this portion of the assessment. The assessment then turns to an analysis of data discussed in the previous sections. The assessment ends by prioritizing actions to take in the region.

## Approach/General Data Sources

The scope of this assessment is primarily limited to Douglas County and Josephine County. In a few cases, where county communities are located near to major service centers outside the county, information regarding those communities is included. County data is often compared with comparable Oregon data. Much of the assessment's data comes from the United States Census Bureau and state agencies. The assessment also includes some relatively new sources of data, such as *County Health Rankings*. Though new, this data is helpful in reaching general conclusions regarding area needs. As available, local community data is included to better understand differences between county communities. Because small community data derived from the Census has a larger margin of error than countywide data, wherever possible, estimates are based on five years of data. The assessment also includes results of a comprehensive survey completed by over 450 local, low-income residents.

# United Community Action Network: An Overview

UCAN is a 501(c) (3) non-profit that provides comprehensive human services in both Douglas and Josephine Counties. UCAN has provided services for 49 years. UCAN's mission is: *Creating solutions to poverty, improving lives in our community*. UCAN's vision is that every Douglas and Josephine County resident has the resources and opportunities needed to reach their full social, civic, and economic potential, to be secure in their own lives and to be vital participants in their communities. UCAN board, staff and volunteers embrace the following values when working to create solutions and improve lives:

## Respect, Dignity, Compassion and Equity:

UCAN board, staff and volunteers embrace these qualities in their interactions with people using UCAN's services, the staff and the community.

## Accountability:

UCAN provides services in a manner that is effective, efficient and meaningful to the community and people's lives. UCAN uses public and private funds in a prudent manner and has fiscal controls that assure superior accountability.

## Making a Positive Difference:

UCAN's services make a positive difference in people's lives because all people have the ability to grow, improve and change. UCAN makes a positive difference in our communities by providing needed, meaningful and quality services.

## Quality and Excellence:

UCAN is committed to performing all its functions to the highest caliber and strives for "best practices" in all aspects of its operations. UCAN is a "learning organization" that values creativity and flexibility, and embraces the concept of continuously improving the quality of its services throughout the agency.

## Partnering:

UCAN is an interactive partner with the people using UCAN's services, other agencies and the community.

## Courage:

UCAN is willing to take risks, try new things, and encourages staff ideas for new projects.

## Honesty/Integrity:

UCAN is committed to honesty and integrity in all aspects of its organization.

While many of UCAN's programs target low-income individuals, UCAN also has programs that can benefit all area residents, strengthening communities throughout the region. UCAN improves the lives of large numbers of residents, provides a wide array of services, and implements solutions rapidly. UCAN currently serves approximately 30% of residents in its service area with a staff of around 200, a cohort of National Service members, and a large pool of dedicated volunteers. UCAN expands its work in the region by partnering with hundreds of local agencies and organizations. UCAN staff represent the agency and the region on many local and statewide boards and coalitions, including the State Head Start Association, the Rural Oregon Continuum of Care, Oregon Housing and Community Services' Housing Stability Council, and homeless coalitions.

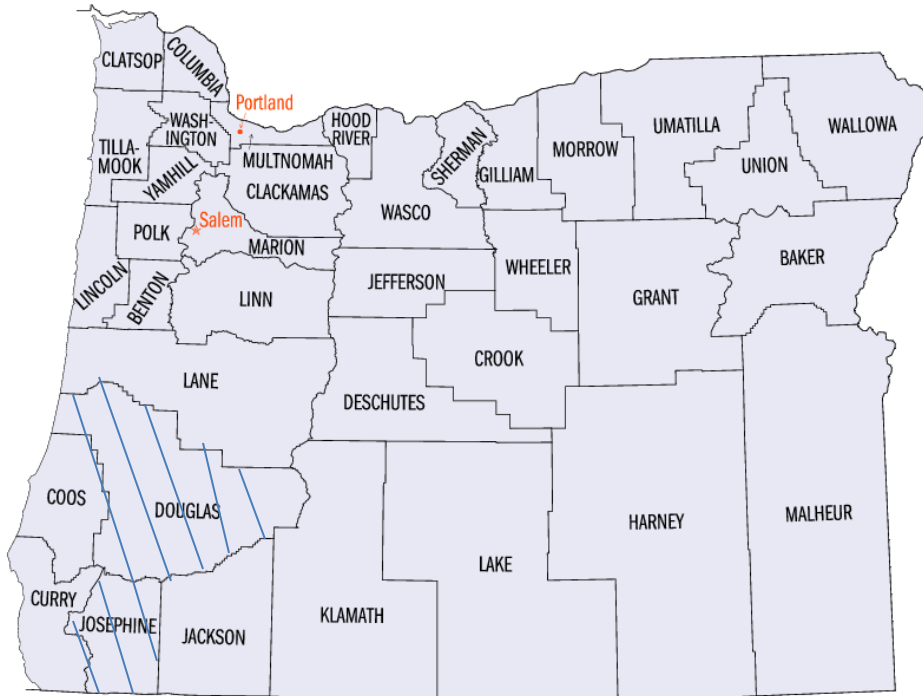
UCAN operates a number of different programs including:

- Head Start and Early Head Start,
- Healthy Families, Healthy Start, Nurse Home Visiting and WIC
- Food banking,
- Nutrition,
- Affordable housing development,
- Rental and housing assistance,
- Supportive housing services,
- Public transit,
- Energy assistance and weatherization programs.

UCAN maintains regional National Service programs, including AmeriCorps and Senior Corps. AmeriCorps members serve in Douglas, Josephine, Coos, Curry and Jackson County. Senior Corps service members offer programs such as a regional Tax-Aide program to help local residents become self-sufficient. UCAN serves residents from all walks of life through the Seniors Health Insurance Benefits Assistance Program (SHIBA) and Prescription Assistance programs. UCAN offers regional Medicaid Transportation service.

# Oregon/Douglas/Josephine County Overview

## Oregon



(U.S. Census American Community Survey map)

Douglas and Josephine County are located in the southwest portion of Oregon. Oregon is the 9<sup>th</sup> largest state in the United States.<sup>1</sup> The state is split into distinctive portions in the west and east by the Cascade Mountains, which rise to over 11,000 feet in elevation.<sup>2</sup> The Willamette River, the United State's 19<sup>th</sup> largest by volume<sup>3</sup>, creates a unique region in the northwestern portion of the state. Most of the original settlers who migrated along the Oregon Trail settled in the Willamette River basin. Over the years, much of Oregon's population has remained concentrated in this valley. Of Oregon's 4,141,100 residents, approximately 70% (2,844,545) reside in counties found here (Lane, Linn, Benton, Marion, Yamhill, Clackamas, Washington and Multnomah).<sup>4</sup> The Valley contains Oregon's three largest metropolitan areas, Portland, the state capital Salem, and Eugene-Springfield. Much of the state's economic activity, its academic research centers (University of Oregon and Oregon State University), and major government offices are headquartered in the Willamette Valley.

<sup>1</sup> United States Census Bureau.

<sup>2</sup> United States Geological Survey.

<sup>3</sup> United States Geological Survey.

<sup>4</sup> Portland State University, Population Research Center, 2017 estimate.

# Douglas County

## General Description



(Douglas County Planning Department)

Douglas County lies just south of the Willamette Valley, and encompasses 5,036 square miles (an area larger than Connecticut)<sup>5</sup>. The County extends from the Cascade Mountains at elevations of over 9,000 feet to sea level at the Pacific Ocean.<sup>6</sup> Most of the County is covered by rugged mountains that are heavily forested. The County encompasses the Umpqua River watershed, much of which flows through dramatic canyons and narrow valleys. Both the County's rugged terrain and federal landholdings limit development. The United States Forest Service and Bureau of Land Management administer more than 50% of the County's land.<sup>7</sup> These lands are not subject to local property taxes, greatly diminishing the local government's tax base.

<sup>5</sup> US Census Bureau.

<sup>6</sup>United States Geological Survey.

<sup>7</sup> Douglas County website: <https://www.co.douglas.or.us/overview.asp>.

Though Douglas County is larger than Connecticut, it only has 111,180 residents.<sup>8</sup> With few residents and a large area, Douglas County's population density is only 22 people per square mile.<sup>9</sup> Unlike the State of Oregon, which is experiencing fast growth in population (8.1% increase between 2010-2017), Douglas County is growing at a much slower rate (1.6% for the same period).<sup>10</sup>

Roseburg, the Douglas County seat, is located approximately 70 miles south of the edge of the greater Eugene area (a drive of over one hour). The next closest major urban area is Medford, a drive of over 1 ½ hours south. Douglas County residents generally conduct their daily activities within the County, rarely traveling to Oregon's metropolitan areas. Residents living near the County borders may travel to Eugene, Grants Pass, and North Bend/Coos Bay to obtain some services.

Many of Douglas County's residents live along the I-5 corridor which bisects the County from north to south. Central Douglas County is the region's most densely populated area, and includes the County's three most populous communities: Roseburg (24,015), Sutherlin (8,060) and Winston (5,410).<sup>11</sup> The most populous communities in southern Douglas County are Myrtle Creek, Riddle, Canyonville and Glendale with a combined population of 7,475.<sup>12</sup> Eastern Douglas County has no incorporated communities, but has a number of residents in unincorporated areas such as Glide. Drain and Yoncalla, with a combined 2,225 residents, are found in north Douglas County.<sup>13</sup> Reedsport is the single incorporated community in western Douglas County, with 4,155 residents.<sup>14</sup> A little less than half of Douglas County's population lives in unincorporated areas.<sup>15</sup> Such areas are found adjacent to Roseburg as well as in the more rural portions of the County. The population of Douglas County is stable, and estimates are that it will continue to grow slowly in the near future.

---

<sup>8</sup> Portland State University (PSU), Population Research Center, 2017 estimate.

<sup>9</sup> Calculated by dividing PSU 2017 population data into square mileage provided by US Census Bureau.

<sup>10</sup> US Census Bureau.

<sup>11</sup> PSU, Population Research Center, 2017 estimate.

<sup>12</sup> Ibid.

<sup>13</sup> Ibid.

<sup>14</sup> Ibid.

<sup>15</sup> Calculated using numbers from PSU, Population Research Center, 2017 workbook.



## Demographics

Like many rural regions in Oregon, the County is not very racially or ethnically diverse.

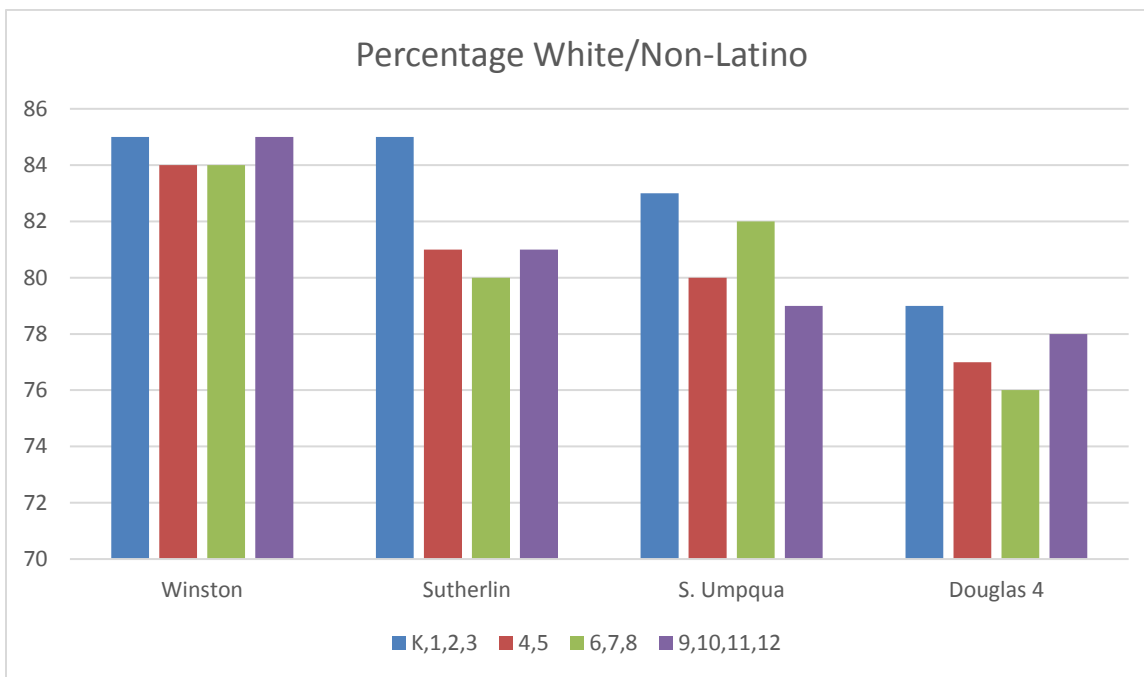
### Racial Diversity<sup>16</sup>

Race	Percentage of Population
<b>White</b>	93.5%
<b>African American</b>	0.5%
<b>Native American</b>	1.2%
<b>Asian</b>	1.0%
<b>Hawaiian/Native Islander</b>	0.1%
<b>Multi-Race</b>	4.0%

### Ethnic Diversity<sup>17</sup>

Ethnicity	Percentage of Population
<b>Non-Latino</b>	94.4%
<b>Latino</b>	5.6%

But the diversity of the population is changing. The chart below compares the overall percentage of White, non-Latino residents (88%) to that of students in four grade ranges attending the County's largest school districts.<sup>18</sup>



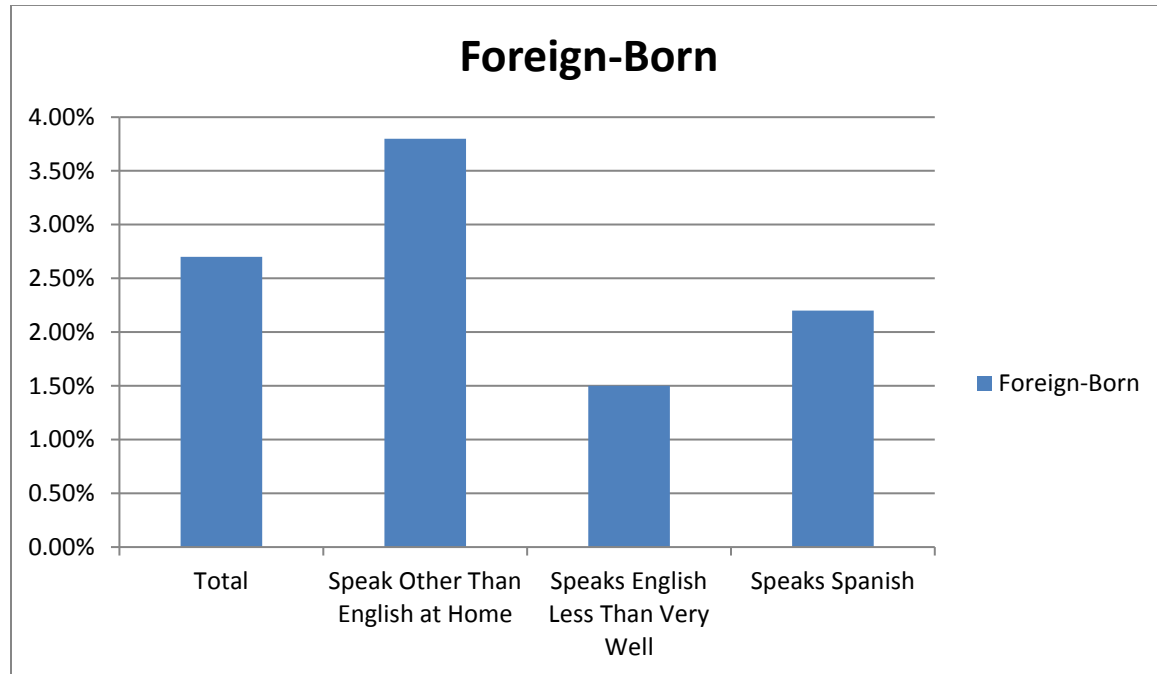
<sup>16</sup> US Census, American Community Survey, 2012-2016 Estimate.

<sup>17</sup> Ibid.

<sup>18</sup> Oregon Department of Education, 2016-2017 School Report Cards.

As can be seen, the percentage of White, non-Latino students at all of these schools is lower (76-85%) in each grade range than that of all County residents (88%). The vast majority of smaller school districts' grade ranges were similarly more diverse when compared to the general population. The overall trend is toward increasing diversity in Douglas County.

Douglas County has few immigrants, few residents speak a language other than English at home, and fewer have difficulty speaking English.<sup>19</sup> The most common language spoken other than English is Spanish.<sup>20</sup>



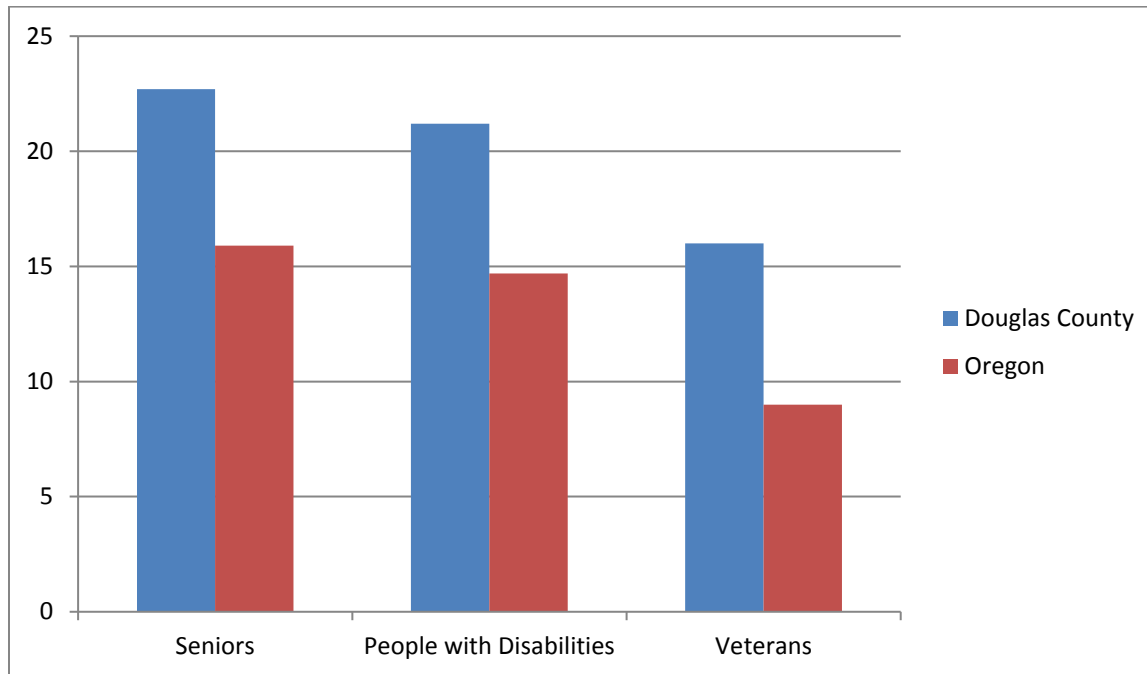
The number of residents moving from Mexico and Central America is growing, and many of these individuals are just learning English.

<sup>19</sup> US Census, American Community Survey, 2012-2016 Estimate.

<sup>20</sup> Ibid.

While Douglas County lacks racial/ethnic diversity, its population is overrepresented by three groups that create unique, significant demands on the area's social service system. The three groups of people are veterans, seniors and people with disabilities. The chart below captures this:

Percentage of Veterans, Seniors and People with Disabilities<sup>21</sup>



Though many of these individuals, particularly veterans, do not face additional life challenges, a number do. The disproportionate numbers of these three populations adds pressure in the region for such services as:

- Medical/dental,
- Case management and life skill support,
- Food,
- Affordable housing

But these needs may differ from the general population's needs for such services. For example, seniors and people with disabilities needing affordable housing are also more likely to require home modifications. Veterans with health needs are more likely to have incidences of brain trauma and post-traumatic stress disorder. The resources available to address these needs may also differ from those available to the general population. Douglas County has medical facilities specifically addressing veterans' needs, and has special programs only offered to veterans, seniors and people with disabilities. In general, these special programs do not fully meet the many needs of these populations.

<sup>21</sup> US Census, American Community Survey, 2012-2016 estimate.

Not only does Douglas County have a disproportionate number of seniors, Douglas County's median age is rising faster than in many parts of the state. The area is experiencing an influx of older residents attracted by low property prices and low property tax rates. Some of these households, referred to as "equity migrants," are able to use the equity they built up owning property elsewhere to purchase lower priced houses locally. At the same time, the County also has many seniors who formerly worked in the timber industry who lack resources to move out of the area. This is particularly true of some of the more remote areas. For example, in census tract 700, which is just west of Roseburg and includes the unincorporated community of Lookingglass, residents' median age is 57.8 year of age.<sup>22</sup> Overall, the median age of County residents is almost eight years older than residents statewide (47.0 as opposed to 39.1 years of age).<sup>23</sup>

Despite Douglas County's increasing median age, many families with children make their homes in the County. 21.7% of County households consist of families with children ages 0-18.<sup>24</sup> 20,746 children ages 0-17 live in the County.<sup>25</sup> The average family size is about the same both county-wide and state-wide, with approximately three members per family.

## Economy

Douglas County's economy has long relied on logging and the manufacture of wood products. These industries have regularly witnessed periods of boom and bust. In recent years, however, wood manufacturing jobs have steadily decreased. Areas worst hit by this decline are the more isolated, rural towns. Many of these towns have had difficulty developing jobs in other industries. One highlight for the region is the beginnings of an economy based on the production of wine. The County now has 33 producers (from growers to wineries).<sup>26</sup> The healthcare sector is also growing rapidly.

The County's unemployment rate continues to regularly exceed the state rate. Median income is far below the state, with poverty rates far higher than state averages. Many people without college degrees have lost or are at risk of losing higher paying logging and wood product manufacturing jobs. These jobs are generally being replaced by lower paying service sector jobs.

## Health

Douglas County has consistently been ranked as one of the least healthy counties in Oregon by County Health Rankings, a program of the Robert Wood Johnson

---

<sup>22</sup> US Census, American Community Survey, 2012-2016 estimate.

<sup>23</sup> Ibid.

<sup>24</sup> Ibid.

<sup>25</sup> Ibid.

<sup>26</sup> [http://www.winesnw.com/southern\\_oregon.html](http://www.winesnw.com/southern_oregon.html)

Foundation. The County currently ranks 32<sup>nd</sup> out of 36 ranked counties.<sup>27</sup> Two areas of persistent concern are quality of life and social and economic factors. Access to health care is also a major problem within the County, especially for low-income individuals.

## Education

Children struggle in Douglas County's school system. The County has the 2<sup>nd</sup> and 3<sup>rd</sup> lowest high school graduation rate for low-income and all children respectively.<sup>28</sup> Poor rates of graduation lead to low levels of educational attainment for adults living in the County. The area has a particular shortage of individuals who have baccalaureate and advanced degrees. County communities have difficulty keeping better students from leaving the area. Those who desire a 4-year degree or graduate education must leave the County to obtain their degree (unless they take on-line degree programs). The area's high unemployment and low median wages are disincentives to returning to the area after completion of college.

## Summary

A number of Douglas County residents struggle with various aspects of life, oftentimes as a result of a depressed local economy. Despite these challenges, the County continues to attract new residents. Families living in the County can enjoy a more laidback lifestyle than those living in bigger cities, and there are many beautiful areas to explore.

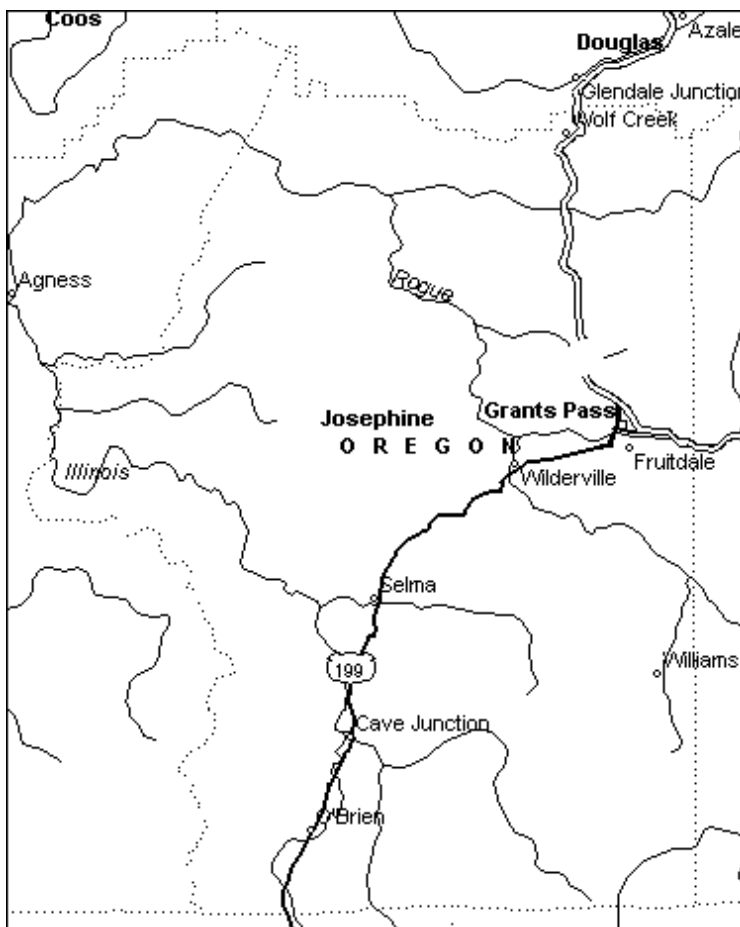
---

<sup>27</sup> <http://www.countyhealthrankings.org/app/oregon/2018/rankings/douglas/county/outcomes/overall/snapshot>

<sup>28</sup> Five-year high school graduation rates for economically disadvantaged and all students, 2015, Oregon Department of Education

# Josephine County

## General Description



Josephine County has an area of 1,639 square miles.<sup>29</sup> Though much smaller than Douglas County, it is still larger than Rhode Island. Josephine County encompasses the Rogue River watershed, which like the Umpqua, is comprised of steep canyons and rugged, forest clad mountains. Like Douglas County, federal landholdings limit development and local tax receipts, with United States agencies administering more than 50% of the county's land.

Grants Pass, the Josephine County seat, is located 69 miles south of Roseburg. Drivers heading north from Grants Pass must cross several passes between 1,500 and 2,000 feet. Driving is occasionally treacherous when winter snow storms impact the passes. In contrast, Medford is more easily accessed on I-5 only 30 miles to the south. Grants Pass residents are much more likely to access resources and services in Medford than in Roseburg.

---

<sup>29</sup> US Census.

Josephine County has a total population of 85,650,<sup>30</sup> with 52.3 residents per square mile.<sup>31</sup> Many residents live in Grants Pass at the junction of I-5 and US highway 199. The only other population center of note is in the Illinois Valley, traversed by highway 199. Though not nearly as large as Douglas County, residents in more rural areas of Josephine County still have fairly long drives to access services and resources available in Grants Pass, with estimated driving times of:

- 40 minutes from Cave Junction in the southwest,
- 27 minutes from Williams in the southeast,
- 24 minutes from Wolf Creek in far northern Josephine County

Grants Pass has a population of 37,135<sup>32</sup>. Cave Junction to the southwest on highway 199 is the only other incorporated community in the County, with a population of 1,935<sup>33</sup>. Like Douglas County, a little less than half of Josephine County's population live in unincorporated areas. Such areas are found along I-5, highway 199, and in the southeast part of the County.

---

<sup>30</sup> PSU, Population Research Center, 2017 estimate.

<sup>31</sup> Calculated by dividing PSU 2017 population data into square mileage provided by US Census Bureau.

<sup>32</sup> PSU, Population Research Center, 2017 estimate.

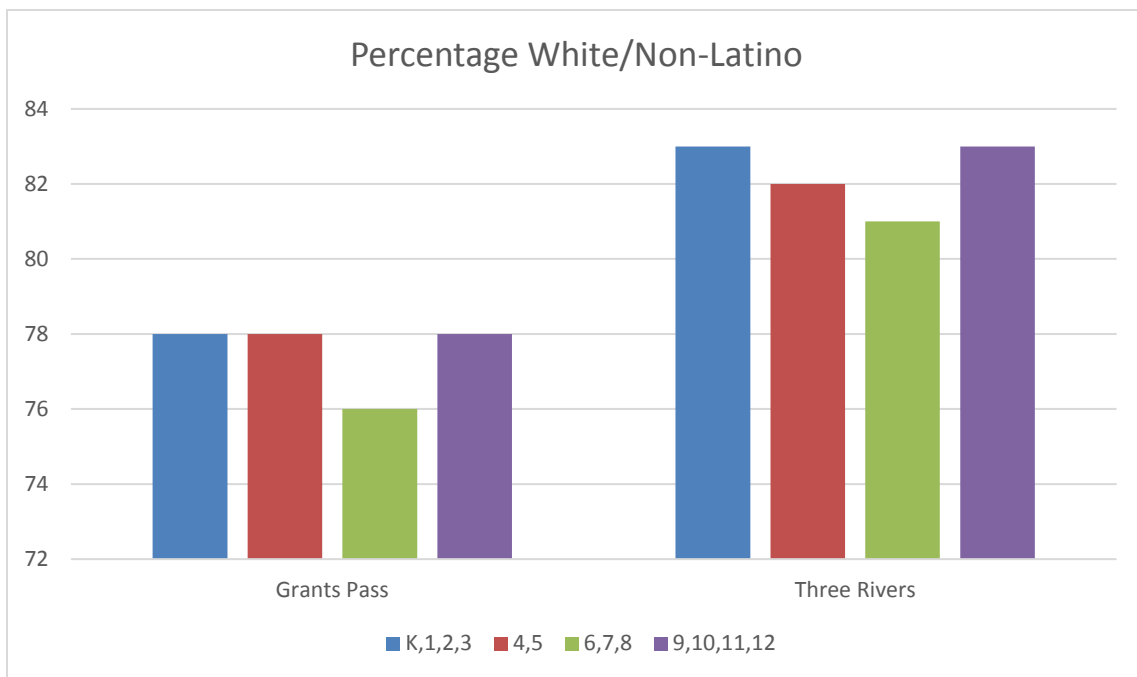
<sup>33</sup> Ibid.

## Demographics

Josephine County has virtually the identical percentage of White residents as the percentage in Douglas County, but the County has a slightly higher percentage of Latino residents than Douglas County.<sup>34</sup>

Race/Ethnicity	Percentage of Population
White	93.3%
African American	0.6%
Native American	1.6%
Asian	1.0%
Hawaiian/Native Islander	0.2%
Hispanic/Latino	7.3%

But as with Douglas County, the diversity of the population is increasing. The chart below compares the overall percentage of White, non-Latino residents (86%) to that of students in four grade ranges attending the County’s two school districts.<sup>35</sup>




As can be seen, the percentage of White students in all grade levels in the two districts is less than the County’s overall percentage, with the percentage much lower in the Grants Pass School District. This trend toward greater diversity is likely to continue.

<sup>34</sup> US Census, American Community Survey, 2012-2016 estimate.

<sup>35</sup> Oregon Department of Education, 2016-2017 School Report Cards.



As with Douglas County, few residents are foreign born, speak a language other than English at home, have difficulty speaking English, or speak Spanish.<sup>36</sup>

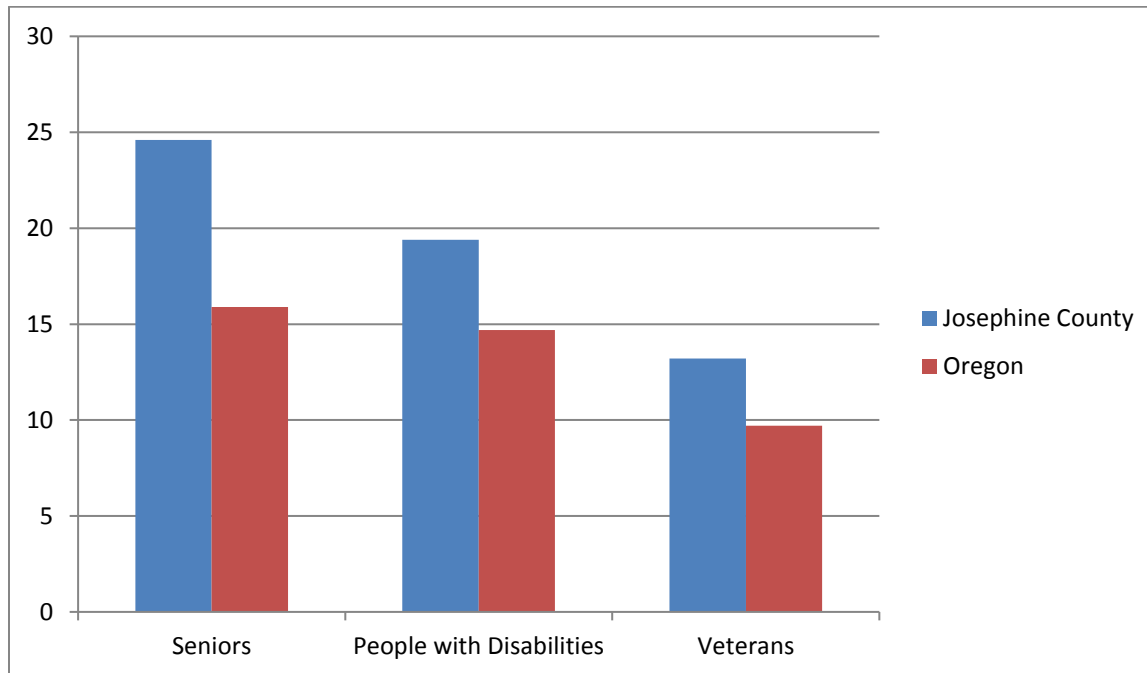


---

<sup>36</sup> US Census, American Community Survey, 2012-2016 estimate.

Like Douglas County, while Josephine County lacks racial/ethnic diversity, its population has relatively high percentages of veterans, seniors and people with disabilities<sup>37</sup>

Percentage of Veterans, Seniors and People with Disabilities.



As mentioned earlier, though many members of these groups, particularly veterans, do not necessarily face additional life challenges, a disproportionate number do, which further strains resources available in the County.

With a climate that is even drier and warmer than Douglas County, Josephine County is seeing an even greater influx of older “equity” migrants. At the same time, the area has a higher percentage of people living in poverty than Douglas County. Many seniors living in poverty do not have funds to move out of the area. Josephine County’s median age of 47.9<sup>38</sup> years of age exceeds that of Douglas County, and far exceeds the statewide median age.

But the County also has many households with children. 20.6% of county households consist of families with children ages 0-18.<sup>39</sup> 16,414 children ages 0-17 live in the County.<sup>40</sup> Like Douglas County, the average family size in Josephine County is around 3 people.<sup>41</sup>

<sup>37</sup> US Census, American Community Survey, 2012-2016 estimate.

<sup>38</sup> Ibid.

<sup>39</sup> Ibid.

<sup>40</sup> Ibid.

<sup>41</sup> Ibid.

## Economy

Josephine County has had a long history of reliance on timber for its economy. Josephine County has arguably been hit even harder by the turndown in this industry than most counties. The last mill in the County permanently closed in 2017. An increase in wine production is raising hopes of a new economic base. New economic opportunities have arisen in the County since Oregon legalized recreational marijuana in 2015. More than 125 producers of marijuana are now licensed in the County, as opposed to just two in Douglas County.<sup>42</sup> It is not clear how many of these producers may have been operating prior to legalization, but it is likely that the industry has added a number of jobs in the last few years. Tourism plays a large role in local economies, as many visitors enjoy recreational opportunities available along the Rogue River, and others travel on highway 199 headed for California's redwood country. But most jobs associated with tourism pay poorly. Like Douglas County, the County's unemployment rate regularly exceeds the state rate, and median wages are even lower than Douglas County's. More so than in Douglas County, lower paying service sector jobs are now the norm.

## Health

Like Douglas County, Josephine County consistently ranks as one of the least healthy counties in Oregon by County Health Rankings. The County currently ranks 33<sup>rd</sup> out of 36 for Health Outcomes.<sup>43</sup> Health behaviors, such as obesity and sexually transmitted disease rates, are particularly poor. Access to health care is also a major problem within the County, especially for those living outside of Grants Pass.

## Education

The graduation rate is somewhat better in Josephine County than in Douglas County, as is overall educational attainment, but the County still lags in these areas when compared to the overall State. Like Douglas County, the County has a shortage of individuals who have baccalaureate and advanced degrees. County communities have difficulty keeping better students from leaving the area. The closest four-year college is Southern Oregon University in Ashland, about 45 minutes to the south of Grants Pass. The area's high unemployment and low median wages are disincentives to returning to the area after completion of college.

## Summary

In spite of its challenges, the number of people living in Josephine County continues to nudge upward. With an even warmer, dryer climate than Douglas County, the area is particularly attractive to retirees. But outside of Grants Pass, rates of poverty are high, and opportunities for economic growth are currently dim.

---

<sup>42</sup> [http://www.oregon.gov/olcc/marijuana/Documents/MarijuanaLicenses\\_approved.pdf](http://www.oregon.gov/olcc/marijuana/Documents/MarijuanaLicenses_approved.pdf)

<sup>43</sup> County Health Rankings at:

<http://www.countyhealthrankings.org/app/oregon/2018/rankings/josephine/county/outcomes/overall/snapshot>

# Community Challenges

## Introduction

As a community action agency, United Community Action Network focuses its work primarily on issues related to poverty. The poverty level established by the United States government is still a common measure used to determine poverty in communities. The government developed the formula to calculate this standard in the 1960s, and based the calculation on the percentage of income roughly needed to meet the cost of food. Since that time, other basic needs costs, such as housing, have risen more rapidly than food, so food costs now make up a much smaller portion of daily expenses. Another major issue with using the federal poverty levels as the sole measure of poverty is that the levels do not take into account differences in the cost of living in different areas of the country. The median cost of housing in Oregon, for example, is around twice that of Mississippi.<sup>44</sup> Federal poverty rates also fail to include income supplements provided by the government, like TANF (formerly known as welfare). In general, many believe the federal poverty rate significantly undercounts those who cannot meet their basic needs, and alternative approaches are being developed.

One approach is the use of living wage calculations, which take into account geographic differences and a variety of basic needs expenses. A living wage calculator developed by the Massachusetts Institute of Technology (MIT) provides living hourly wages required by families to meet their needs, based on family size.<sup>45</sup> Data from MIT shows how inadequate the federal poverty rate is as a measure of poverty. For example, MIT's living wage calculator indicates that in Douglas County, Oregon, a family with one adult and two children would need to earn \$28.70/hr. to meet basic needs.<sup>46</sup> The hourly rate based on the federal poverty standard for this family is only \$9.00/hr. So if this household earned \$9.10/hr., they would earn more than the federal poverty level. One of the major reasons for the large discrepancy between the living wage and the poverty wage in this case is the assumption that such a family would need to pay for child care for both children, a cost not taken into account by the federal poverty measure.

Unfortunately, data for the percentages of people living below living wage in a community are not readily available. To best analyze poverty within a community, a recent report suggests looking at poverty multi-dimensionally.<sup>47</sup> UCAN is moving toward incorporating this approach. Dimensions of poverty addressed in this assessment include: General Poverty Information, Housing, Home Comfort, Health, Food/Nutrition, Transportation, Children and Family Well-Being, Education and Economic Well-Being/Jobs.

---

<sup>44</sup> US Census, American Community Survey, 2012-2016 estimate.

<sup>45</sup> <http://www.livingwage.mit.edu>

<sup>46</sup> <http://www.livingwage.mit.edu/counties/41019>

<sup>47</sup> Torgerson, M. *Measuring Community Action Program Impacts on Multi-Dimensional Poverty*, Oregon State University, March 2017.

# General Poverty Information

## Poverty Rates

Until a better measure of poverty is made available, the federal poverty level remains the primary measure of poverty. This portion of the report looks both at poverty levels and the use of income supplements in the region. This report includes federal poverty rates by:

- Overall population,
- Household,
- Gender,
- Household type,
- Race,
- Ethnicity,
- Overall change,
- Seniors

Child poverty rates will be analyzed in the section examining child and family well-being.

The Census Bureau collects poverty data from both Small Area Income Poverty Estimates and from the American Community Survey five year estimates (ACS). The two sets of figures differ. As the ACS estimate is based on five year's data, it will be used in this report. The table below depicts the poverty rate estimates and estimated number of people living in poverty for the year 2016 for Douglas County, Josephine County, the State of Oregon and the U.S.:<sup>48</sup>

<b>Report Area</b>	<b>Total Population</b>	<b>Population in Poverty</b>	<b>Percent Population in Poverty</b>
<b>Douglas County, OR</b>	105,864	<b>19,701</b>	<b>18.61%</b>
<b>Josephine County, OR</b>	83,079	<b>16,177</b>	<b>19.47%</b>
<b>Oregon</b>	3,905,386	614,223	15.73%
<b>United States</b>	310,629,645	46,932,225	15.11%

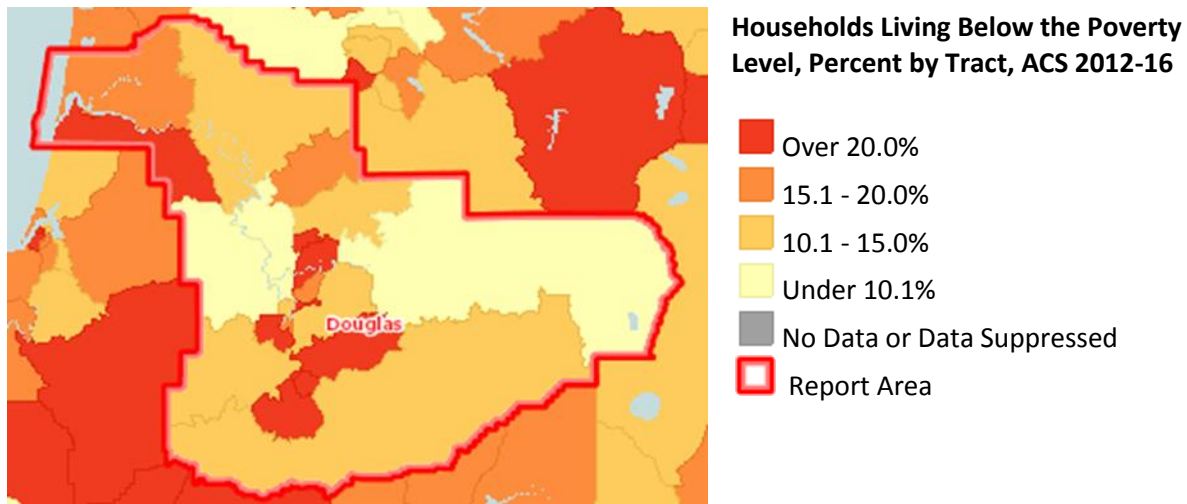
As can be seen, both Counties have much higher poverty rates than the State or the U.S., with the poverty rate slightly higher in Josephine County.

<sup>48</sup> US Census, American Community Survey, 2012-2016 estimate.

Both counties have higher household poverty rates than that of Oregon and the U.S.<sup>49</sup>

Report Area	Total Households	Households in Poverty	Percent Households in Poverty
Douglas County, OR	43,937	7,250	16.5%
Josephine County, OR	34,778	6,418	18.5%
Oregon	1,545,745	222,876	14.4%
United States	117,716,237	16,652,240	14.2%

By examining poverty rates by census tract, one can determine particular County areas with particularly high household poverty rates. Below, household poverty rates are mapped by Douglas County census tract.<sup>50</sup>

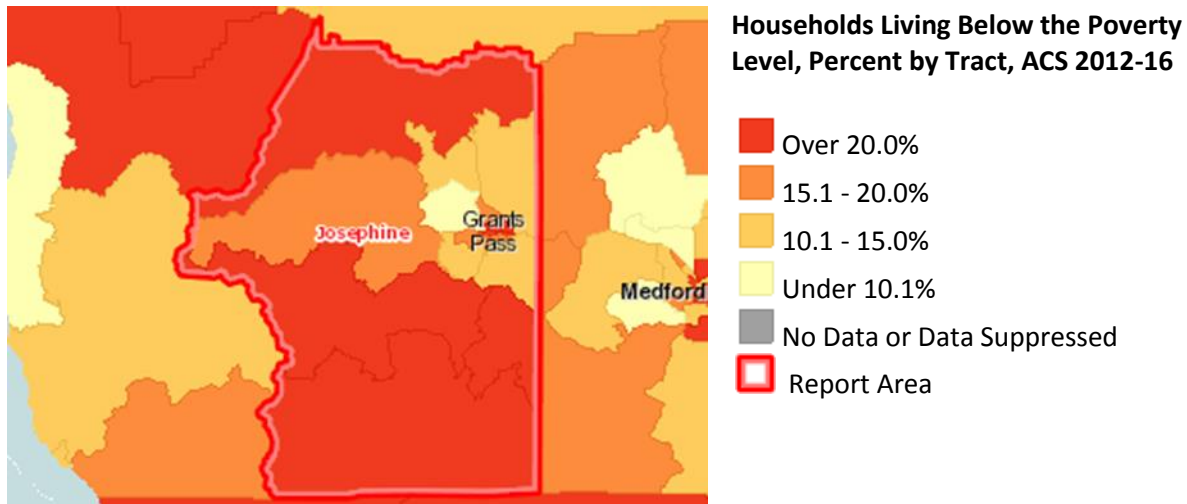


Communities found in census tracts with household poverty rates in excess of 20% include: Sutherlin, Reedsport, SE Roseburg, Winston/Dillard, Riddle and Canyonville.

<sup>49</sup> US Census, American Community Survey, 2012-2016 estimate.

<sup>50</sup> Ibid.

The census tract poverty map for Josephine County is:<sup>51</sup>



Communities found in Josephine County census tracts with household poverty rates in excess of 20% include SE Grants Pass, Cave Junction, and many unincorporated communities such as Williams, Wolf Creek, and all Illinois Valley communities.

Poverty rates differ by gender in the two counties. This can be seen in the table below:<sup>52</sup>

Report Area	Total Male	Total Female	Percent Male	Percent Female
Douglas County, OR	8,785	10,916	16.86%	20.3%
Josephine County, OR	8,077	8,100	19.94%	19.03%
Oregon	284,500	329,723	14.77%	16.66%
United States	21,012,839	25,919,386	13.82%	16.34%

Unlike Douglas County, Oregon and the U.S., which all have higher percentages of women living in poverty than men, Josephine County has a slightly higher percentage of men living in poverty than women.

Both counties have far more families led by single women living in poverty than those led by single men.<sup>53</sup>

<sup>51</sup> US Census, American Community Survey, 2012-2016 estimate.

<sup>52</sup> Ibid.

<sup>53</sup> US Census, American Community Survey, 2012-2016 estimate.

Report Area	Poverty Rate All Types	Percent of Poverty Married Couples	Percent of Poverty Male Householder	Percent of Poverty Female Householder
Douglas County, OR	13.3%	39.3%	10.5%	50.2%
Josephine County, OR	14.2%	46%	12.5%	41.5%
Oregon	10.5%	40.5%	11.1%	48.5%
United States	11%	36.3%	10.7%	53%

Josephine County differs from Douglas County in one respect in this data set: a higher rate of married couples live in poverty than families led by women in Josephine County. It is difficult to provide an accurate picture of poverty rates by race in the two-county region, because low percentages of non-White races result in large margins of error in the data. The data below reflect the 2016 US Census' five-year estimate for poverty rate by race.<sup>54</sup>

Report Area	White	Black or African American	Native American / Alaska Native	Asian	Native Hawaiian / Pacific Islander	Some Other Race	Multiple Race
Douglas County, OR	18.05%	15.85%	27.13%	12.71%	28.4%	46.7%	26.71%
Josephine County, OR	19.09%	21.4%	9.26%	33.97%	0%	7.64%	36.67%

Given that the demographic and economic status of the two counties are relatively similar, the differences between poverty rates for Asian-Americans, Native Americans,

---

<sup>54</sup> Ibid.



and those identifying as other race suggests that this data is of questionable value. With more Latinos living in both counties, the US Census depicts a more accurate picture of poverty regarding Latinos versus non-Latinos.<sup>55</sup>

<b>Report Area</b>	<b>Total Hispanic / Latino</b>	<b>Total Not Hispanic / Latino</b>	<b>Percent Hispanic / Latino</b>	<b>Percent Not Hispanic / Latino</b>
<b>Douglas County, OR</b>	2,085	17,616	<b>37.59%</b>	17.56%
<b>Josephine County, OR</b>	925	15,252	<b>16.18%</b>	19.72%

But given the large difference between Latino poverty rates between counties, it is likely that the sample size is still too small to provide much confidence in the accuracy of these rates. Poverty rates for Douglas County, Oregon, and the United States have fluctuated some in the past five years, generally lowest in 2012, and highest in 2014. Josephine County's poverty rate has varied by less than one percent over this timeframe.<sup>56</sup>

<b>Region</b>	<b>2012</b>	<b>2013</b>	<b>2014</b>	<b>2015</b>	<b>2016</b>
<b>Douglas County, OR</b>	17.8%	18.7%	19.7%	19.3%	18.6%
<b>Josephine County, OR</b>	20%	20.2%	19.7%	19.3%	19.5%
<b>Oregon</b>	15.5%	16.2%	16.7%	16.5%	15.7%
<b>United States</b>	14.9%	15.4%	15.6%	15.5%	15.1%

Seniors in both counties have relatively lower poverty rates than other individuals.<sup>57</sup>

<b>Region</b>	<b>Overall Poverty Rate</b>	<b>Senior Poverty Rate</b>
<b>Douglas County, OR</b>	18.6%	8.3%
<b>Josephine County, OR</b>	19.47%	9.3%

<sup>55</sup> US Census, American Community Survey, 2012-2016 estimate.

<sup>56</sup> US Census, American Community Survey, five-year estimates, 2012, 2013, 2014, 2015 and 2016.

<sup>57</sup> US Census, American Community Survey, 2012-2016 estimate.

Senior poverty rates for the two counties are actually lower than (Douglas County) or equal to (Josephine County) the United States' senior poverty rate. These figures suggest that seniors are generally doing better financially than other age groups in the region. Both Counties are popular places for both in-state and out-of-state retirees, in part because taxes are very low in the area. So there has been an influx of relatively well-off seniors locally. Nonetheless, both Counties have substantial numbers of seniors who lost jobs during a period of economic contraction, were not able to regain living wage employment, and have not been able to relocate. This is a particular problem in smaller communities whose timber mills have shut down.

## Income Supports

Some residents of Douglas and Josephine County receive several supplements to their income. Common income supplements include Supplemental Security Income (SSI), Temporary Assistance for Needy Families (TANF), and Earned Income Tax Credits (EITC). In addition, Supplemental Nutrition Assistance Program (SNAP) benefits are considered to be income supplements, as they serve as cash for the purchase of food. This next portion of this section examines the use of these supports and the financial benefits accruing to the region.

In December 2016, Douglas County and Josephine County had 3,440 and 2,842 individuals respectively receiving SSI.<sup>58</sup> Most of these individuals were either blind or disabled. The total amount of money coming into the region from SSI payments was nearly \$3,600,000.<sup>59</sup> In April 2018, Douglas County and Josephine County had 1,579 and 1,909 individuals respectively receiving TANF benefits.<sup>60</sup> Both Douglas County and the Grants Pass area saw decreases in the number of those benefiting from TANF from the previous year.<sup>61</sup> However, the Cave Junction area had a 20% increase in TANF cases from the previous year.<sup>62</sup>

Douglas and Josephine County had 20.8% and 22.2% of taxpayers receiving some amount of Earned Income Tax Credit in 2013, the most current available data.<sup>63</sup> The average amount of the credit was \$2,097 and \$2,059 for tax filers in Douglas and Josephine County respectively.<sup>64</sup> Both Counties ranked in the bottom 1/3 of all counties across the United States for average amount of credit obtained.<sup>65</sup>

In April 2018, 16,713 individuals benefitted from SNAP benefits in Douglas County.<sup>66</sup> There was almost no change from the previous year.<sup>67</sup> The total dollar of benefits from 2017 was just over \$37,000,000.<sup>68</sup> 13,589 residents of Josephine County received SNAP benefits in April 2018.<sup>69</sup> The Grants Pass area saw a 12.4% increase in SNAP benefits, while the Cave Junction area saw a 5.8% decrease.<sup>70</sup> The total dollar benefit to Josephine County in 2017 was just over \$35,000,000.<sup>71</sup>

---

<sup>58</sup> United States Social Security Administration, 2016.

<sup>59</sup> Ibid.

<sup>60</sup> Oregon Department of Human Services, TANF Flash Figures, April 2018.

<sup>61</sup> Ibid.

<sup>62</sup> Ibid.

<sup>63</sup> <https://www.brookings.edu/interactives/map-the-earned-income-tax-credit-in-your-county/>

<sup>64</sup> Ibid.

<sup>65</sup> Ibid.

<sup>66</sup> Oregon Department of Human Services, SNAP Flash Figures, April 2018.

<sup>67</sup> Ibid.

<sup>68</sup> Oregon Department of Human Services, SNAP FIP, 2017.

<sup>69</sup> Oregon Department of Human Services, SNAP Flash Figures, April 2018.

<sup>70</sup> Ibid.

<sup>71</sup> Oregon Department of Human Services, SNAP FIP, 2017.

## Survey Results

Results of the March 2018 survey of Douglas and Josephine County residents relevant to Financial Resources include the following:

1. Most respondents in both Counties did not feel services related to SSI/TANF were important. However, a little more than ¼ of Douglas County residents felt services related to these income supports was very important.
2. Those who did indicate a need for help getting TANF or SSI generally indicated that getting the services was not difficult.
3. Respondents generally indicated that compared to last year, their financial situation was somewhere between “somewhat worse” and “the same.” This indicates that survey respondents generally were in worse shape financially than a year ago.

## Summary

Both Douglas and Josephine County have poverty rates far in excess of Oregon’s and the United States’ rates. Approximately 35,000 residents live below the federal poverty level in the region. Far more lack adequate income to make ends meet. Douglas County has a higher percentage of women living in poverty, while Josephine County has slightly more men. In the region, a much greater percentage of households led by single women live in poverty than the percentage of those led by married couples or single men. Poverty rates trended somewhat lower in Douglas County in the past few years. Josephine County’s poverty rates have changed little during this time. Low numbers of non-White and Latino populations make it difficult to determine accurate poverty rates by race/ethnicity. Seniors have much lower poverty rates than the overall percentage, but those living in distressed communities are more likely to live in poverty. Income supports play an important role in bringing in tens of millions of dollars to support local distressed communities. The amount of EITC benefits received by local residents is below that of a majority of U.S. counties. With Josephine County’s Cave Junction area seeing an increase in TANF benefits this past year, one would expect a corresponding increase in SNAP benefits, but the area has actually seen a decrease. In general, people living in the region report that their financial situation became somewhat worse this past year.

## Housing

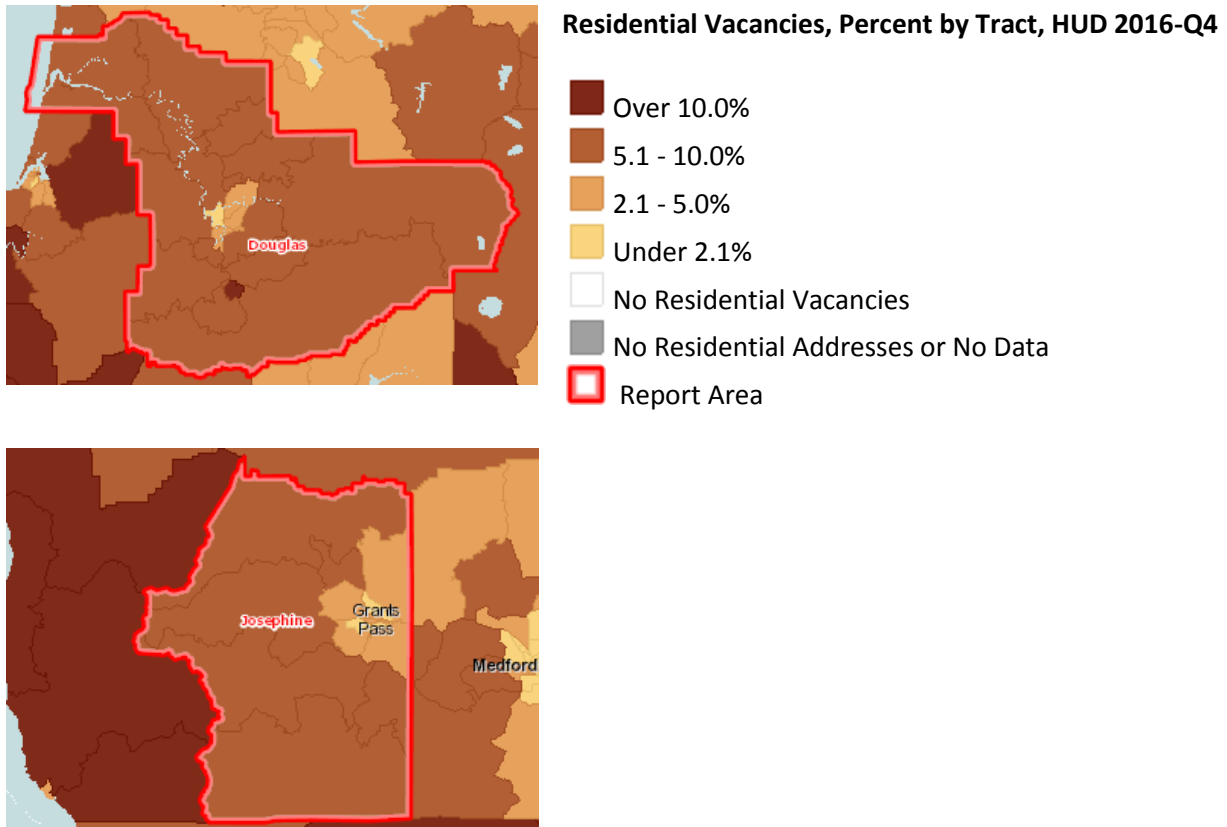
As with much of the United States, and almost all of Oregon, the cost of housing has increased in the past five years in Douglas and Josephine County.<sup>72</sup>

Median Gross Rent (2012-2016)

Year	Douglas County	Josephine County
2016	\$763	\$834
2015	\$751	\$837
2014	\$776	\$823
2013	\$768	\$798
2012	\$737	\$768

Josephine County renters have seen a continuous increase over the 5-year period, and were paying \$66/mo. more in 2016 than 2012. Douglas County renters saw a dip in gross rent in 2015, but overall, were paying \$26/mo. more in 2016 than in 2012.

The Roseburg and Grants Pass areas have seen rents increase the most, as vacancy rates for these two cities have fallen below 2.1% in some areas of these cities.<sup>73</sup>



<sup>72</sup> US Census, American Community Survey, five-year estimates, 2012, 2013, 2014, 2015 and 2016.

<sup>73</sup> Residential Vacancies, Percent by Tract, HUD 2016-Q4.

Both Counties have a serious shortage of affordable units. The tables below compare the number of rental units available to those at certain percentages of Median Family Incomes (MFI). Below this, the tables indicate what home values are affordable to households earning various percentages of MFI and the percentage of housing stock available at such values.

### Douglas County Shortage:

#### Shortage of Affordable Units, 2010-2014

Renter Affordability	< 30% MFI	< 50% MFI	< 80% MFI
Renter Households	2,305	5,655	8,725
Affordable Units	1,410	4,325	11,910
Surplus / (Deficit)	(895)	(1,330)	3,185
Affordable & Available*	660	2,555	8,290
Surplus / (Deficit)	(1,645)	(3,100)	(435)

\*Number of affordable units either vacant or occupied by person(s) in income group.

Owner Affordability	... for MFI	.. for 80% MFI	.. for 50% MFI
Max Affordable Value	\$196,225	\$156,980	\$98,112
% of Stock Affordable	57.6%	42.6%	22.8%

### Josephine County Shortage:

#### Shortage of Affordable Units, 2010-2014

Renter Affordability	< 30% MFI	< 50% MFI	< 80% MFI
Renter Households	2,505	4,525	7,530
Affordable Units	1,605	2,620	7,625
Surplus / (Deficit)	(900)	(1,905)	95
Affordable & Available*	760	1,605	5,460
Surplus / (Deficit)	(1,745)	(2,920)	(2,070)

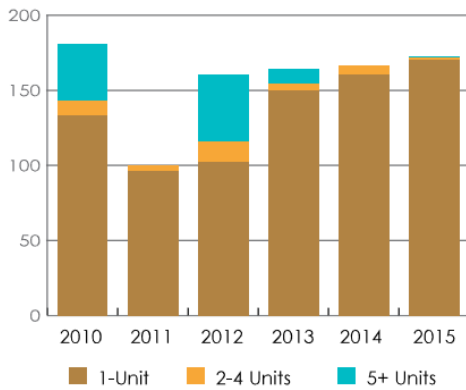
\*Number of affordable units either vacant or occupied by person(s) in income group.

Owner Affordability	... for MFI	.. for 80% MFI	.. for 50% MFI
Max Affordable Value	\$181,426	\$145,141	\$90,713
% of Stock Affordable	37.7%	23.6%	12.4%

As can be seen, in both Counties, there is a shortage of rental units regardless of whether the renter is earning 30%, 50% or 80% of MFI. In Douglas County, a little more than half the housing stock is affordable to those making the median family income. Less than ½ the housing stock is available for those making 80% of MFI, and less than ¼ is available for those making 50% of MFI. The situation with single family homeownership is worse in Josephine County, where a considerably lower percentage of homes are affordable at various MFIs.

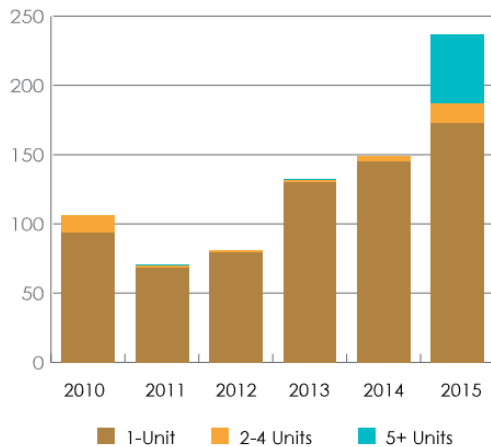
This data does not paint a full picture of the shortage of housing for those living in the region. Potential renters with criminal histories, low credit scores, or histories of evictions may earn an MFI sufficient to afford housing. But landlords may refuse to rent to them regardless, because of these issues. The cost of housing is likely to continue to increase in the area, particularly for renters in Douglas County. The number of permits issued for new construction of complexes other than single unit in Douglas County was negligible in 2014 and 2015.<sup>74</sup>

Building Permits Issued in County



Josephine County issued permits for a number of new apartment units in 2015, but prior to that, the County issued few permits for such housing.<sup>75</sup>

Building Permits Issued in County



<sup>74</sup> <https://services.oregon.gov/ohcs/DO/shp/profiles/Douglas-County-Housing-Profile.pdf>

<sup>75</sup> <https://services.oregon.gov/ohcs/DO/shp/profiles/Josephine-County-Housing-Profile.pdf>

Given the high rates of poverty in the region, and increasing costs of housing, it is not surprising that residents, particularly low-income residents, are having to forego addressing other basic needs to pay for housing. The mean wage for renters is less than the hourly wage needed to afford a 2-bedroom apartment at HUD’s Fair Market Rent.<sup>76</sup>

<b>County</b>	<b>Renter’s Mean Wage</b>	<b>Wage Needed to Afford 2-Bedroom Apartment</b>
<b>Douglas</b>	\$11.99/hr.	\$14.10/hr.
<b>Josephine</b>	\$11.22/hr.	\$15.29/hr.

Individuals paying more than 50% of their income are considered to be “severely rent-burdened.” Severely rent-burdened people are likely cutting back on purchases of food, medicines, etc. in order to cover their rent payments, and are at-risk of losing their rentals. The following table indicates the proportion of residents overall, and low-income residents, that are several rent-burdened in both counties.<sup>77</sup>

<b>County</b>	<b>Proportion of All Severely Rent Burdened</b>	<b>Proportion of Low-Income Residents Several Rent-Burdened</b>
<b>Douglas</b>	2/7	5/7
<b>Josephine</b>	1/3	3/4

Those with little income, or with significant barriers to housing such as criminal records, often end up homeless for a period of time. The Oregon Department of Housing and Community Services performs a “point-in-time” homeless count each winter. The count likely undercounts the number of homeless individuals in Oregon, as many homeless people leave the area during this time of year. In 2017, the Douglas County PIT found that 463 people were homeless in the County.<sup>78</sup> This was an increase of 59 people from 2015.<sup>79</sup> Approximately half of those homeless in 2017 lacked any shelter.<sup>80</sup> Particularly disturbing, 156 of Douglas County’s homeless people were children.<sup>81</sup> The homeless population declined in Josephine County between 2015 and 2017, from 883 to 650, with 270 homeless children accounted for.<sup>82</sup> Even if Josephine County’s count accurately portrays a decreasing homeless population, the County still has a major problem with homelessness. Far more people and children are homeless in the County than in Douglas County, despite the fact that Douglas County has more residents.

<sup>76</sup> <https://services.oregon.gov/ohcs/DO/shp/profiles/Douglas-County-Housing-Profile.pdf>;  
<https://services.oregon.gov/ohcs/DO/shp/profiles/Josephine-County-Housing-Profile.pdf>

<sup>77</sup> Ibid.

<sup>78</sup> OHCS, Douglas County PIT, 2017.

<sup>79</sup> Ibid.

<sup>80</sup> Ibid.

<sup>81</sup> Ibid.

<sup>82</sup> Ibid.



## Survey Results

Josephine County survey respondents identified housing services as one of their most important need. Douglas County respondents indicated a number of other services as being more important, though housing services were still more needed than a number of other services. Respondents surprisingly indicated that housing services were generally not that difficult to obtain in either County. Respondents in both Counties also stated that their housing situation was about the same as or a little better than a year ago. It is possible that many people have housing of some sort that would be considered inadequate by many, but which are acceptable for those reporting. A little over 10% of respondents in each County stated they neither owned or rented housing, with most indicating that they were, by definition, homeless. But it is possible that some people living in some circumstance which would technically be considered homeless (e.g., couch-surfing at a friend's house), are more focused on other concerns since they at least have shelter.

## Summary

All of Oregon is experiencing a housing crisis. Vacancy rates are very low, and prices are rapidly increasing. It is true that Douglas County's median home prices are still far less than those in Oregon's metro areas. But rents are increasing, and the increase in the cost of housing and lack of available housing is taking a toll on low-income residents of the County. Josephine County's situation is much worse. County Health Rankings ranks the County as having the most severe housing situation of any Oregon County.<sup>83</sup> The ranking in part reflects the higher cost of housing in Josephine County, and the related low percentage of available affordable housing. Costs of housing in the region far exceed what most low-income residents earn, so most such residents are forced to skip meals, put off doctor's appointments and forgo filling prescriptions to pay for housing. The near-term future looks worrisome, as few new permits for construction are being issued. Homelessness is a particularly concerning issue in both Counties. Those who are chronically homeless, living on the streets for long periods of time, often end up with multiple chronic health problems. Not only do these people often die young, they are frequently involved with emergency health and public safety systems, costing distressed communities significant amounts of resources.

---

<sup>83</sup> County Health Rankings, 2018.

## Home Comfort

As alluded to in the previous section, a person can have housing, but lack adequate housing. Factors related to home adequacy include:

1. Overcrowding,
2. Lack of kitchen or plumbing facilities,
3. Presence of toxic mold or other dangerous substances,
4. Leaks,
5. Lack of or poor heating/cooling systems,
6. Broken items like windows, doors, etc.
7. Lack of accessibility.

This section of the assessment will cover home comfort data that is available as well as survey responses related to adequacy of housing.

Fewer than 1% of housing units lack plumbing in the two Counties, and fewer than 2% lack electricity.<sup>84</sup> Fewer than 3% of housing units in the two Counties have more than one occupant.<sup>85</sup> Data is difficult to obtain on health and safety of housing. However, some issues can be inferred from other data. The median year in which a home was built in Josephine County was 1979, and that of Douglas County homes is 1975. 20.3% and 15.8% of Douglas County and Josephine housing respectively is manufactured.<sup>86</sup> Manufactured homes built prior to 1976 were subject to no building standards. The government updated building standards for such homes in 1996. Since the median year of construction of homes in the two Counties is approximately the same year in which initial building standards were established for manufactured homes, one can infer that many such homes in the two Counties were not constructed to meet any standards. Moreover, even homes built to early construction standards may fail to meet newer standards. So it is very likely that many local residents are living in sub-standard manufactured home stock in both Counties. Fisher, Sheehan and Colton Public Finance and General Economics Consultants have developed a model to determine the affordability gap for home energy.<sup>87</sup> This number, determined for each US county, is the gap between "affordable" home energy bills and "actual" home energy bills. The "affordable burden" for home energy bills is set at 6% of gross household income.

---

<sup>84</sup> US Census, American Community Survey, 2012-2016 estimate.

<sup>85</sup> Ibid.

<sup>86</sup> Ibid.

<sup>87</sup> [http://www.homeenergyaffordabilitygap.com/01\\_whatIsHEAG2.html](http://www.homeenergyaffordabilitygap.com/01_whatIsHEAG2.html)

The table below shows the number of households in 2017 who were energy burdened at income levels between different percentages of the federal poverty level (FPL).<sup>88</sup>

<b>County</b>	<b>Below 50% FPL</b>	<b>50-99% FPL</b>	<b>100- 124% FPL</b>	<b>125- 149% FPL</b>	<b>150- 184% FPL</b>	<b>185- 199% FPL</b>
<b>Douglas</b>	3,448	4,761	2,363	2,200	3,901	1,815
<b>Josephine</b>	3,313	3,484	2,721	2,951	2,741	1,105

Of households living below 200% of the federal poverty level in 2017, 18,488 were energy burdened in Douglas County, and 16,315 were energy burdened in Josephine County. Based on the number of households in these two counties in the most recent 5-year American Community Survey, these households alone represent over 40% of Douglas County households, and almost ½ of Josephine County households.<sup>89</sup> This data indicates that there is a high need for UCAN’s energy assistance and home weatherization services in the two-county region.

### Survey Results

Survey respondents indicated that “help with my utilities” was one of the top reasons for seeking assistance from UCAN. Respondents also indicated that “utility assistance” was the most important social service need in both Counties. Respondents indicated that it was “somewhat easy” to obtain such services, with about 12% in each County reporting that it was not easy to obtain such services.

### Summary

Few residents in either Douglas or Josephine County have residences lacking kitchens or plumbing or those that are overcrowded. It is not clear whether many residents’ residences have other serious problems like broken windows or lack of access. It is likely that many owners of manufactured homes live in substandard housing, but the exact number is not known. A large percentage of residents pay far too much for utilities, and assistance with utilities is one of the most needed services as reported by survey participants.

<sup>88</sup> [http://www.homeenergyaffordabilitygap.com/01\\_whatIsHEAG2.html](http://www.homeenergyaffordabilitygap.com/01_whatIsHEAG2.html)

<sup>89</sup> US Census, American Community Survey, 2012-2016 estimate.

## Health

Both Douglas and Josephine County have Coordinated Care Organizations (CCOs) that are required to perform community health assessments at regular intervals. The most recent Community Health Assessment for Josephine County was prepared by Professional Research Consultants, Inc., in 2016.<sup>90</sup> Douglas County's most recent health assessment was published in 2013.<sup>91</sup> These assessments include comprehensive data regarding health needs. For those interested in a wide-ranging assessment of health in the region, these needs assessments should be consulted. This assessment examines some overall indicators of the health of residents in the region, in part because many of the areas in which UCAN works are social determinants of health, and in part because those with poor health face additional costs further impacting their economic well-being. UCAN also operates several programs with close connections to health services. Several of UCAN's Early Childhood Service programs connect children and families to medical, dental and mental health providers and providers of immunizations, support healthy habits, support healthy pregnancies and support good nutrition. UCAN's Food Bank also offers nutrition programming. This section also include health indicators related to women's health, maternal health, infant health and the health of children. Information about nutritional health and health issues related to poor nutrition is found in the assessment's section addressing food and nutrition issues.

### General Health

The Robert Wood Johnson Foundation has a program, County Health Rankings, which evaluates and ranks each county's health based on a range of factors. Douglas and Josephine County consistently rank very poorly among all Oregon counties in the Rankings. For 2018, Douglas County ranks 32<sup>nd</sup> out of 36 Oregon counties for Health Outcomes, which includes metrics for premature death, poor/fair health, poor physical health days, poor mental health days, and low birthweight.<sup>92</sup> Douglas County also fares poorly on Social and Economic Factors related to health, ranking 28<sup>th</sup> out of 36 counties.<sup>93</sup> Josephine County's health rankings are even worse. The County currently ranks 33<sup>rd</sup> out of 36 counties for Health Outcomes, and 31<sup>st</sup> out of 36 counties for Health Factors, which includes not only Social and Economic Factors, but also measures of Health Behaviors, Clinical Care and Physical Environment.<sup>94</sup>

The Oregon Health Authority keep data on a number of key measures of health by CCO service area. While there is some overlap of CCOs, Douglas County is primarily served by Umpqua Health Alliance (UHA). Josephine County has two primary CCOs, Primary Health of Josephine County (Primary Health) and AllCare Health Plan (AllCare). Primary Health of Josephine County also serves a portion of Jackson County. AllCare

---

<sup>90</sup> 2016 Community Health Needs Assessment Report: Jackson and Josephine Counties, Oregon. Professional Research Consultants, Inc.

<sup>91</sup>Community Health Assessment Douglas County. 2013. VConsulting, Inc.

<sup>92</sup> County Health Rankings, 2018.

<sup>93</sup> Ibid.

<sup>94</sup> Ibid.

also serves portions of Curry and Jackson County. Nonetheless, data available for these three CCOs is examined in this section, as it is the most specific data available for many health indicators.

The table below shows how the population of these three CCO regions rank against all CCOs on a variety of general health metrics, with 1<sup>st</sup> being the best, and 16<sup>th</sup> being the worst.<sup>95</sup>

<b>Metric</b>	<b>UHA</b>	<b>Primary Health</b>	<b>AllCare</b>
<b>Years of Potential Life Lost Before Age 75</b>	14th	13th	12th
<b>Adults reporting “good”, “very good”, or “excellent” health</b>	16th	11th	10th
<b>Adults reporting physical/mental health limited daily activities in past 30 days</b>	16th	10th	13th
<b>Adults reporting good mental health days for past 30 days</b>	11th	7th	13th
<b>Adults with dental care in past year</b>	16th	11th	7th
<b>Cigarette smoking adults</b>	14th	15th	11th
<b>Alcohol related deaths</b>	14th	13th	12th
<b>Population without health insurance (out of 14 CCOs) for 2015</b>	3rd	8th	13th

<sup>95</sup> Oregon Health Authority, Oregon State Population Health Indicators, CCO Tables.

This data suggests that whether the health in question is physical, mental or dental, residents in the region are faring poorly compared to residents in most other parts of the state. Moreover, cigarette and alcohol use are major health problems throughout the area. The only measure in which the populations in the region are doing well is health insurance enrollment in Douglas County. Contributing to the poor health measures listed above is the lack of medical, dental and mental health professionals in the region. All of Douglas County is designated by the United States Health Resources Services Administration (HRSA) as having a shortage of primary care professionals for low-income residents.<sup>96</sup> The entire County is also designated as having a shortage of mental health and dental providers for **all** populations.<sup>97</sup> Josephine County has the same designations, a shortage of primary care providers for low-income populations and a shortage of dental and mental health providers for all populations.<sup>98</sup>

### Women, Reproductive and Infant/Young Child Health

Women in UHA’s and Primary Health’s service areas generally are doing a good job of regularly seeing their primary care physician, but those in AllCare’s service area struggle to do so (ranked out of 16 CCOs, with 1<sup>st</sup> being the best).<sup>99</sup>

Metric	UHA	Primary Health	AllCare
Women Getting Annual Routine Check-up	3rd	5th	15th

<sup>96</sup> United States Health Resource Service Administration, 2017

<sup>97</sup> Ibid.

<sup>98</sup> Ibid.

<sup>99</sup> Oregon Health Authority, Oregon State Population Health Indicators, CCO Tables.

Oregon Health Authority maintains interactive maps presenting data for various perinatal health indicators by county. The table below summarizes this data and the rank out of 36 counties for the year 2016.<sup>100</sup>

<b>Metric</b>	<b>Douglas</b>	<b>Josephine</b>
<b>Low Birth Weight Infants</b>	55.2/1,000 births-7th	59.8/1,000 births-11th
<b>Perinatal Care in First Trimester</b>	81.3%-13th	76.7%-19th
<b>Teen Pregnancy (rank out of 29 counties)</b>	10.6/1,000 pregnancies-14th	12.9/1,000 pregnancies-19th
<b>Smoking Use During Pregnancy</b>	20.5%-32 <sup>nd</sup>	19.6%-30 <sup>th</sup>

OHA’s mapping tool does not provide data on premature births. OHA does provide such data by CCO service area. The ranking of CCOs out of 16 can be viewed below<sup>101</sup>:

<b>Metric</b>	<b>UHA</b>	<b>Primary Health</b>	<b>AllCare</b>
<b>Premature Birth</b>	15th	16th	12th

As premature birth is related to a number of potential health issues for children, these rankings are of particular concern. Based on the information provided in OHA’s data mapping tool for perinatal health, it would seem that smoking during pregnancy may be an important factor in the incidence of premature births.

<sup>100</sup> <http://geo.maps.arcgis.com/apps/MapSeries/index.html?appid=3d79fabdd68f4f4ba784128816f8355a>

<sup>101</sup> Oregon Health Authority, Oregon State Population Health Indicators, CCO Tables.

The following table examines some health data by CCO related to reproductive health, ranking the CCOs' service area measures out of 16:<sup>102</sup>

<b>Metric</b>	<b>UHA</b>	<b>Primary Health</b>	<b>AllCare</b>
<b>Effective Contraceptive Use By Women At-Risk of Unwanted Pregnancy</b>	15th	16th	6th
<b>New Gonorrhea Cases</b>	2nd	13th	11th
<b>New Early Syphilis Cases</b>	13th	5th	6th
<b>New HIV Cases</b>	9th	5th	13th

Women in UHA's and Primary Health's service areas need more assistance with effective contraception. Such assistance not only can help women avoid unwanted pregnancies, but also help women avoid sexually transmitted diseases.

This assessment examines two indicators of child health:

- Child Health Uninsured Rates
- Child Immunization Rates for Two-Year Olds

The U.S. Census Bureau maintains rates at which children lack health insurance. According to this data, both Douglas and Josephine County are doing comparatively well in enrolling children in health insurance. The uninsured rate for the two Counties is 3.6% and 3.8% respectively, ranking the two Counties in the top 11 counties for enrollment rates. Both Counties have large numbers of children who have not obtained all their recommended vaccinations by age 2. In 2017, 67% and 64% of two-year old children had received all vaccinations in Douglas and Josephine County respectively.<sup>103</sup> These rates are much lower than public health officials would like to see.

## Survey Results

Survey respondents reported that their health was very slightly worse than it had been a year before. Almost 30% of respondent families receiving early childhood services from UCAN reported obtaining health screenings from UCAN, and 40% reported receiving dental screenings. Less than 20% of respondents in Douglas County reported obtaining any health services (including dental/mental health services) from any provider in 2017, and less than 10% reported this in Josephine County. This indicates that few surveyed individuals are going for regular health exams. Yet respondents in both Counties indicated such services were "somewhat important." Neither Counties' respondents indicated that it was particularly difficult to obtain such services. From this data, one

<sup>102</sup> Ibid.

<sup>103</sup> Oregon Health Authority, Vaccination Rate Date, 2017.



could surmise that many low-income residents (the primary survey takers) simply do not prioritize obtaining health care when deciding how to spend their limited resources.

## Summary

Poverty and poor health are interrelated in the region. Those living in poverty experience significant social determinants of poor health, such as substandard housing and poor nutrition. At the same time, these same individuals lack the resources to appropriately address their health issues. Making matters worse, the region lacks medical, dental and mental health providers to meet the needs of low-income residents. While local low-income residents experience some of the worst health outcomes of any Oregon county's residents, the picture is not as bleak in the areas of perinatal and reproductive health, nor is it for women and children living locally. Of most concern is the high smoking rate among local pregnant women, and the prevalence of premature births.

## Food and Nutrition

Impacting resident health is the availability of adequate food meeting the nutritional needs of residents. In this section of the assessment, not only is local food security examined, but also indicators of nutrition, such as the prevalence of breast feeding, use of WIC vouchers, and diet-related health conditions.

### Food Insecurity

The U.S. Department of Agriculture (USDA) defines food security as “access by all people at all times to enough food for an active, healthy life.”<sup>104</sup> Feeding America has an excellent definition to distinguish the terms “hunger” and “food insecurity:”

*It is important to know that hunger and food insecurity are closely related, but distinct, concepts. Hunger refers to a personal, physical sensation of discomfort, while food insecurity refers to a lack of available financial resources for food at the level of the household.* <sup>105</sup>

Feeding America maintains data estimating the percentage of children and the overall population of counties that are food insecure. In Douglas and Josephine County, 15.4% and 15.6% respectively of the overall population are food insecure.<sup>106</sup> Josephine County is tied with a few other counties for the highest rate of food insecurity of any Oregon county. Douglas County is not far behind. The proportion of children who are food insecurity in both Counties is about 1 in 4. The ranking among Oregon counties is reversed for child food insecurity, as Douglas County has the second highest rate, with Josephine County not far behind.

The lack of money to purchase food is not the only reason that people are food insecure. Many local residents live in areas designated by the USDA as being food deserts. The USDA determines areas that are food deserts by looking at:

- Whether a census tract is by definition low-income,
- The distance at least 33% of people are from the nearest supermarket, supercenter, or large grocery store (distances used differ based on whether the tract examined is deemed urban or rural)<sup>107</sup>

The USDA has designated many census tracts within Douglas County, and one within Josephine County, as being food deserts. Communities within these tracts include: Sutherlin, NE and SE Roseburg, Green, Winston, Tri-City, Days Creek, Tiller, SW Grants Pass, Redwood, and Merlin.<sup>108</sup>

---

<sup>104</sup> United States Department of Agriculture, Economic Research Service.

<sup>105</sup> <https://hungerandhealth.feedingamerica.org/understand-food-insecurity/>

<sup>106</sup> Feeding America, Map the Meal Gap, 2016.

<sup>107</sup> United States Department of Agriculture, Economic Research Service.

<sup>108</sup> <https://www.ers.usda.gov/data-products/food-access-research-atlas/go-to-the-atlas/>

## Nutrition

People in the United States dealing with food insecurity rarely appear to be starving. It is much more likely that such people are obese, as they can only afford foods that are high in fats, sugars, salts and preservatives. As more residents lead sedentary lives, obesity has itself become a major problem. This is particularly true in Douglas County. The table below includes obesity rates and county ranking of rates for youth in 8<sup>th</sup> grade, youth in 11<sup>th</sup> grade and adults in the two Counties.<sup>109</sup>

<b>Obesity Rate</b>	<b>Douglas County</b>	<b>Josephine County</b>
<b>8<sup>th</sup> grade</b>	14.3%-7 <sup>th</sup> highest	11.2%-16 <sup>th</sup> highest
<b>11<sup>th</sup> grade (out of 32)</b>	19.5%-4 <sup>th</sup> highest	13%-19 <sup>th</sup> highest
<b>Adult (out of 35)</b>	34.4%-5 <sup>th</sup> highest	29.1%-20 <sup>th</sup> highest

Poor nutrition and obesity are related to a number of chronic health conditions. The following data include conditions having a strong connection to diet: cardiovascular disease, coronary heart disease, and diabetes.<sup>110</sup>

<b>Condition</b>	<b>Douglas County</b>	<b>Josephine County</b>
<b>Cardiovascular Disease</b>	9.4%-4 <sup>th</sup> highest rate	8.5%-7 <sup>th</sup> highest rate
<b>Coronary Heart Disease</b>	5.1%-4 <sup>th</sup> highest rate	3.9%-13 <sup>th</sup> highest rate
<b>Diabetes</b>	11.8%-6 <sup>th</sup> highest rate	7.2%-31 <sup>st</sup> highest rate

Despite the fact that there are troubling indications of poor diets and/or diet-related health conditions in the two Counties, residents of the two Counties tend to consume fruits and vegetables more frequently each day than those of most counties, and reduce salt intake when recommended more frequently than those of many counties, though the validity of a number of counties' data for these measures is questionable.<sup>111</sup> Good nutrition plays a vital role in the healthy development of children. Both the Women and Children (WIC) and Free and Reduced Lunch programs help improve child nutrition.

---

<sup>109</sup>

[http://www.oregon.gov/oha/PH/DISEASES/CONDITIONS/CHRONIC/DISEASE/DATAREPORTS/Documents/datatables/ORCountyBRFSS\\_riskfactors.pdf](http://www.oregon.gov/oha/PH/DISEASES/CONDITIONS/CHRONIC/DISEASE/DATAREPORTS/Documents/datatables/ORCountyBRFSS_riskfactors.pdf);

[http://www.oregon.gov/oha/PH/DISEASES/CONDITIONS/CHRONIC/DISEASE/DATAREPORTS/Documents/datatables/ORCountyOHT\\_PAN\\_8th.pdf](http://www.oregon.gov/oha/PH/DISEASES/CONDITIONS/CHRONIC/DISEASE/DATAREPORTS/Documents/datatables/ORCountyOHT_PAN_8th.pdf);

[http://www.oregon.gov/oha/PH/DISEASES/CONDITIONS/CHRONIC/DISEASE/DATAREPORTS/Documents/datatables/ORCountyOHT\\_PAN\\_11th.pdf](http://www.oregon.gov/oha/PH/DISEASES/CONDITIONS/CHRONIC/DISEASE/DATAREPORTS/Documents/datatables/ORCountyOHT_PAN_11th.pdf)

<sup>110</sup> Oregon Health Authority, Chronic diseases among Oregon adults, by county, 2012-2015 (age adjusted).

<sup>111</sup> Health risk and protective factors among Oregon adults, by county, 2012-2015 (age adjusted).

The table below shows the participation in these programs.<sup>112</sup>

<b>Program Participation</b>	<b>Douglas</b>	<b>Josephine</b>
<b>WIC Overall Participation</b>	4,843 people	3,894
<b>% of Pregnant Women Served in WIC</b>	55%	46%
<b>% of WIC moms breastfeeding exclusively for six months</b>	34%	39%
<b>Percent Free/Reduced Price Lunch Eligible</b>	61.5%	63%

### Survey Results

Over ½ of respondents participating in UCAN’s Early Childhood programs stated they had received assistance with nutrition this past year. A greater percentage of Douglas County respondents stated they obtained food/nutrition services this past year from a provider other than UCAN than did Josephine County respondents (22% v. 11%). Douglas County respondents likewise stated that food/nutrition services were more important to them than those in Josephine County. Residents of both Counties stated that food/nutrition services were the easiest to obtain of any needed service. Respondents in both Counties indicated that their nutrition was slightly better this year than the previous year.

### Summary

Both food insecurity and poor nutrition are problems for many local residents, particularly in Douglas County. Residents in both Counties are doing a comparatively good job of incorporating vegetables/fruits into their diets and reducing salt when recommended. Residents also have high rates of participation in programs addressing food and nutrition issues, perhaps because both Counties are doing a good job of making services in these areas available.

---

<sup>112</sup> OHA, 2017 WIC Facts; National Center for Education Statistics, NCES - Common Core of Data. 2015-16.

## Transportation

The table below contains information about commuting patterns for the region, the state and nationally:<sup>113</sup>

<b>Report Area</b>	<b>Percent Drive Alone</b>	<b>Percent Carpool</b>	<b>Percent Public Transportation</b>	<b>Percent Bicycle or Walk</b>	<b>Percent Taxi or Other</b>	<b>Percent Work at Home</b>
<b>Douglas County, OR</b>	78.9%	10.3%	0.2%	3.5%	1.4%	5.8%
<b>Josephine County, OR</b>	81.5%	7.8%	0.5%	3.3%	1.5%	5.4%
<b>Oregon</b>	71.4%	10.3%	4.4%	6.4%	1.1%	6.4%
<b>United States</b>	76.4%	9.3%	5.1%	3.4%	1.2%	4.6%

A higher percentage of workers in both Counties drives alone to work than the percentage of workers statewide or nationally. A much lower percentage of workers in both Counties use public transportation than statewide or nationally. Both Douglas and Josephine County have public transit. In Douglas County, public transit maintains commuter lines between Canyonville and Sutherlin. In Josephine County, public transit connects the commuters living in the Cave Junction area and those living in north Josephine County with Grants Pass. Commuter buses run a few times a day, Monday-Friday. Buses serving lines entirely within Roseburg or Grants Pass are also limited to providing service Monday-Friday, but provide service much more frequently during these times.

Given the rural nature of both Douglas and Josephine County, residents living outside of Central Douglas County and the Grants Pass area face potentially long commutes to work.

---

<sup>113</sup> US Census, American Community Survey, five-year estimate, 2016.

The table below provides some average commute times between communities in Douglas County and Roseburg:

<b>Home Community</b>	<b>Commute Time to Roseburg</b>
<b>Drain</b>	37 minutes
<b>Yoncalla</b>	31 minutes
<b>Oakland</b>	20 minutes
<b>Canyonville</b>	28 minutes
<b>Glendale</b>	50 minutes

Commuters driving from Cave Junction to Grants Pass have a 38-minute drive. Some Grants Pass residents work in Medford, Oregon, which is a 35-minute drive. Given these commute times, and the fact that most residents drive alone to work, anyone who has difficulty affording personal transportation (cannot pay for gas, maintenance, insurance, or a vehicle), or who has a suspended or revoked license faces a substantial barrier to services and employment if living outside of Roseburg or Grants Pass.

### Survey Results

UCAN operates public transportation in Douglas County. Over 5% of survey respondents stated they use UCAN's public transit in the County. As this was a much higher percentage than that estimated by the US Census Bureau, it is likely that low-income riders use public transit more frequently than other residents of the County. Less than 1% of Josephine County respondents reported using public transit, consistent with the Census Bureau's estimate. A majority of survey respondents in both Counties indicated that transportation services were not important to them, though 15-20% of respondents stated such services were very important. Most respondents in Douglas County who needed transportation services stated such services were either somewhat easy or very easy to obtain, while majority of those similarly situated in Josephine County stated such services were either difficult or somewhat easy to obtain.

### Summary

Though commuter services are available in both Counties, the percentage of residents taking advantage of such services is very small. The survey results seem to indicate that, at least in Douglas County, a higher percentage of low-income residents use public transit. Though residents could take the survey on-line from their phone or computer, most respondents likely did so when visiting UCAN offices. So it could be that those who face transportation barriers were undercounted on the survey.

## Children and Family Well-Being

This section of the assessment examines indicators of general child and family well-being. Indicators of health, particularly those regarding perinatal health and nutrition have been addressed in earlier sections. Areas examined here are related to child welfare, family strength and child care. Child poverty rates are extremely high for the region, especially for young children. The table below compares child poverty rates for all children and those ages (0-4) with state and national rates:<sup>114</sup>

<b>Report Area</b>	<b>Ages 0-17 Total Population</b>	<b>Ages 0-17 In Poverty</b>	<b>Ages 0-17 Poverty Rate</b>	<b>Ages 0-4 In Poverty</b>	<b>Ages 0-4 Poverty Rate</b>
<b>Josephine County, OR</b>	16,094	4,395	<b>27.3%</b>	1,251	<b>32.6%</b>
<b>Douglas County, OR</b>	20,218	5,792	<b>28.6%</b>	1,957	<b>37.7%</b>
<b>Oregon</b>	844,603	172,582	20.4%	53,794	23.7%
<b>United States</b>	72,456,096	15,335,783	21.2%	4,614,933	23.6%

Over 1 in 4 children in the region living in poverty. Around 1 in 3 Josephine County children and nearly 4 in 10 Douglas County children ages 0-4 live in poverty. The total number of children living in poverty in the region is 10,187. Such high rates of youth poverty correlate with a number of significant child welfare issues.

---

<sup>114</sup> US Census, American Community Survey, five-year estimate, 2016.

## Child Welfare

The Oregon Department of Human Services maintains data related to child welfare by Oregon county. The tables below summarize key indicators of child welfare for Douglas and Josephine County for the year 2017:<sup>115</sup>

Indicator	Douglas	Josephine	Oregon
<b>Founded cases of child abuse</b>	377	183	N/A
<b>Victim rate per 1,000</b>	<b>28.1-5<sup>th</sup> highest rate</b>	15.6-20 <sup>th</sup> highest rate	12.8
<b>Children in foster care per 1,000</b>	<b>23.7-2<sup>nd</sup> highest rate</b>	16.6-8 <sup>th</sup> highest rate	9.2
<b>Foster care entries and exits</b>	Entries-278 Exits-173	Entries-122 Exits-156	N/A
<b>Median months in foster care</b>	21.0	21.3	18.6
<b>Closed homes/new certifications</b>	127 closed/152 new	77 closed/53 new	N/A

The Children's Trust of Oregon maintains some additional data regarding child foster care, as seen below:<sup>116</sup>

Indicator	Douglas County	Josephine County
<b>Percentage of children aging out of care (2016)</b>	4.6%-11 <sup>th</sup> highest rate	9.7%-22 <sup>nd</sup> highest rate
<b>Foster care stability (two of fewer placements (2016))</b>	64%-12 <sup>th</sup> highest rate	<b>65.7%-7<sup>th</sup> highest rate</b>

These indicators suggest that Douglas County is having a crisis regarding child abuse and the number of children in foster care. This is an on-going crisis, as the previous year's victim rate was even a bit higher than the 2017 rate.<sup>117</sup> Josephine County is doing better, but still has high rates of children in foster care. Given Josephine County's

<sup>115</sup> Oregon Department of Human Services, Child Welfare Data Book, 2017.

<sup>116</sup> CTFO Data Book, 2017

<sup>117</sup> Oregon Department of Human Services, Child Welfare Data Book, 2017.



relatively high rate of children in foster care, the fact that there are more foster homes closing than certified as new in the County is of great concern.

## Family Strength

The primary indicators for issues regarding family strength examined here are domestic violence, pregnancies for unmarried mothers and divorce. Oregon’s Department of Human Services Department puts out data regarding domestic violence and calls to domestic violence service providers. Data are combined for some counties, so comparisons between counties are not possible. 2016 domestic violence indicators include:<sup>118</sup>

Indicator	Douglas	Josephine
<b>Calls for domestic violence</b>	2,783	3,746
<b>Calls for stalking</b>	13	170
<b>Calls for sexual assault</b>	183	410
<b>Other calls</b>	602	468
<b>Adults sheltered</b>	138	152
<b>Children sheltered</b>	105	140

Of particular concern is that both Counties had more calls for domestic violence than Clackamas County (population over 400,000), and Josephine County had more such calls than Washington County (population over 500,000).<sup>119</sup> Both also had far more adults and children in shelters than either of these counties. These indicators suggest that domestic violence is a major problem in both Counties, and an especially large problem in Josephine County.

Pregnancies by unmarried mothers are a potential area of concern in the region, especially because the poverty rate is so much higher for households headed by women. Some of these pregnancies may be to older single women with substantial resources who simply have decided that they would like to have a child without marrying. Others may be to couples who have chosen not to married, but have resources and/or have made a significant commitment to participate in raising the children together. But far more of these pregnancies are among young women who lack resources and a partner, leaving the family at-risk for poor outcomes. In Douglas and Josephine County, 47.1% and 48.7% of births in 2016 were to unmarried women.<sup>120</sup> Oregon Health Authority found that in both cases, these percentages were “significantly”

<sup>118</sup> Oregon Department of Human Services, *Striving to Meet the Need*, 2016.

<sup>119</sup> Oregon Department of Human Services, *Striving to Meet the Need*, 2016.

<sup>120</sup> Oregon Health Authority, *Vital Statistics*, Vol. 1, 2016.

higher than the state rate (35.7%). The Oregon Health Authority maintains data on divorces by county. In 2016, 476 and 343 divorces took place in Douglas and Josephine County respectively.<sup>121</sup>

## Childcare

The availability of childcare impacts both general family well-being and the ability of parents to work. To examine the need for childcare, this section first provides information on the number of children of various ages.<sup>122</sup>

Age Range	Douglas County Children	Josephine County Children
0-2	3,402	2,537
3-4	2,268	1,691
5-8	4,379	3,313
9-12	4,793	3,723

In Douglas County, over 2/3<sup>rd</sup> of children have both parents employed or a single parent employed.<sup>123</sup> In Josephine County, 1/2 of families are similarly situated.<sup>124</sup> Applying these ratios to the number of children in both Counties, an estimated 9,895 children in Douglas County and 5,632 children in Josephine County are likely candidates for childcare. These figures may overestimate the need for paid for childcare, because some families may have other family members or friends who provide either no-cost or low-cost care. What is known is that Douglas County has 1,654 slots in centers and family child care homes for children under 13, and Josephine County has 1,496 slots.<sup>125</sup> Douglas County has one slot available for about every six children needing childcare. Josephine County has one slot available for between 3-4 children needing childcare. Not only are there not enough childcare slots available to meet each County's need, other factors further complicate some families search for care. A number of childcare providers have limits on the number of children who are newborn-two years old that they will serve. Parents with children these ages may have an even more difficult time finding childcare. Some communities have a disproportionately lower number of childcare providers than others. This is especially the case for more rural areas of the two counties. Oregon State University's interactive childcare map shows that communities outside the I-5 corridor in Douglas County, and those outside of Grants Pass and Cave Junction in Josephine County have few if any childcare providers.<sup>126</sup> With respect to preschool, Douglas County has 34% of children

<sup>121</sup> Oregon Health Authority, Vital Statistics, Divorces, 2016.

<sup>122</sup> Oregon State University, College of Public Health and Human Sciences, Child Care and Education in Douglas County, Oregon, and Josephine County, Oregon, 2016.

<sup>123</sup> Ibid.

<sup>124</sup> Ibid.

<sup>125</sup> Oregon State University, College of Public Health and Human Sciences, Child Care and Education in Douglas County, Oregon, and Josephine County, Oregon, 2016.

<sup>126</sup> <http://geo.maps.arcgis.com/apps/webappviewer/index.html?id=5242e1c28751484fa5887c4767bf6a79>

age 3-4 enrolled.<sup>127</sup> Josephine County has 29% enrolled.<sup>128</sup> Douglas County parents paying for childcare pay on average \$8,388/yr., and those in Josephine County pay on average \$6,996/yr.<sup>129</sup> Parents earning minimum wage would need to spend over 1/3 of their annual wage for one child's care. Given that most families with minimum wage earners are already paying ½ of their take home pay for rent in the two Counties, these families cannot afford to pay a significant portion for child care as well.

## Survey Results

In Douglas County, 6% of respondents reported they received family support services from UCAN. Nearly a third of these parents obtained home visits and a third obtained parenting education from UCAN. Another 5.5% reported obtaining such services from other Douglas County providers. In Josephine County, 4% of respondents indicated they had received such services. A little less than half of Douglas County respondents stated that family support services were either “somewhat” or “very” important. About ¼ of Josephine County respondents indicated the same. This suggests that fewer families in either County are obtaining such services as compared to the number that think the services are important. Over 13% of Douglas County survey takers said they obtained childcare, early childhood education services from UCAN. Another 6% of survey respondents indicated they obtained childcare from a provider other than UCAN. In Josephine County, only around 2% indicated the use of childcare services. But 24% of Douglas County respondents and 10% of Josephine County respondents said that childcare was a very important service. Respondents in both counties suggested that childcare services were the most difficult to obtain. This suggests that many respondents are not getting the childcare they need. A tiny percentage of respondents in both Counties indicated receipt of domestic violence services. Few respondents in either County reported a strong need for such services. On a positive note, respondents in both Counties indicated that their family situation tended to be better this year than the previous year.

## Summary

Both data and survey results suggest that children and families are really struggling in both Counties. Rates of child abuse in Douglas County, and the number of reports of domestic abuse in Josephine County are especially concerning. More family strengthening programs are needed, and efforts to alleviate child poverty, particularly among families with very young children must receive high priority.

---

<sup>127</sup> Oregon State University, College of Public Health and Human Sciences, Child Care and Education in Douglas County, Oregon, and Josephine County, Oregon, 2016.

<sup>128</sup> Ibid.

<sup>129</sup> Ibid.

# Education

## School Outcomes

This portion of the assessment examines how well students are doing in local schools. The Oregon Department of Education (ODE) provides data on school performance. Below, Douglas County districts are divided into districts serving less than 300 students, those serving between 300-1,000 students, and those serving over 1,000 students. The tables below provide the percentage of students meeting/exceeding state standards in language arts/math for the school year 2016-2017 for grades 3-5, 6-8 and 11.<sup>130</sup> Percentages are bolded where ODE has indicated that the district's performance is **better** than districts with similar demographic characteristics.

### Large Schools

School District Name	Percentage Meeting or Exceeding Language Arts			Percentage Meeting or Exceeding Math		
	3-5	6-8	11	3-5	6-8	11
Douglas County SD 4 (Roseburg)	43.4%	50.6%	65.5%	34.9%	<b>40.7%</b>	<b>39.4%</b>
SouthOve Umpqua (Myrtle Creek)	34.4%	37.6%	49.5%	21.7%	23.3%	25.5%
Sutherlin	<b>49.3%</b>	<b>60.4%</b>	<b>79.8%</b>	<b>37.3%</b>	<b>48.4%</b>	<b>39%</b>
Winston/Dillard	38.8%	38.8%	65.6%	43.6%	41.9%	35.3%

### Medium Schools

School District Name	Percentage Meeting or Exceeding Language Arts			Percentage Meeting or Exceeding Math		
	3-5	6-8	11	3-5	6-8	11
Glide	<b>52.9%</b>	<b>56%</b>	<b>76.7%</b>	<b>47.7%</b>	<b>42.3%</b>	<b>37.2%</b>
North Douglas SD 22 (Drain)	42.1%	<b>55%</b>	<b>85%</b>	38.2%	<b>54.1%</b>	<b>70%</b>
Oakland	<b>47.5%</b>	<b>70.4%</b>	<b>92.6%</b>	<b>46.3%</b>	<b>40.7%</b>	<b>42.6%</b>
Reedsport	34.8%	32.1%	<b>67.6%</b>	28%	12.7%	<b>34.3%</b>
Riddle	30.4%	35.4%	43.8%	23.9%	29.1%	12.5%

<sup>130</sup> Oregon Department of Education, School Report Cards, 2016-2017.

## Small Schools

School District Name	Percentage Meeting or Exceeding Language Arts			Percentage Meeting or Exceeding Math		
	3-5	6-8	11	3-5	6-8	11
Camas Valley	29.7%	<b>59.1%</b>	<b>92.9%</b>	24.3%	<b>38.6%</b>	<b>64.3%</b>
Douglas County SD 15 (Days Creek)	<b>25.9%</b>	<b>46.3%</b>	77.8%	19.2%	14.6%	<b>38.9%</b>
Elkton	<b>50%</b>	<b>63.2%</b>	68.4%	<b>47.9%</b>	<b>51.8%</b>	15.8%
Glendale	27.8%	<b>37.3%</b>	53.3%	20.8%	12.1%	20%
Yoncalla	<b>57.2%</b>	38.2%	<b>73.1%</b>	<b>51.4%</b>	25.5%	<b>38.5%</b>

Some of the conclusions one can reach from this data are:

- When comparing the performance of schools to those with similar demographics, all large schools except for the school serving Sutherlin, Oregon are underperforming.
- Performance on language arts generally improves over time for students in Douglas County schools, with most schools having at least 65% meeting or exceeding such standards in 11<sup>th</sup> grade. No such trend occurs with math performance scores.
- In few cases are at least ½ of 3<sup>rd</sup>-5<sup>th</sup> grade cohorts meeting or exceeding language arts standards.
- With a few exceptions, most schools have less than 50% of students of any grade cohort meeting or exceeding state math standards, with many cohorts far below 50%.

School districts generally doing worse on these measure of performance than similar school districts include those serving students living in: Canyonville, Tri-City, Myrtle Creek, Winston, Dillard, Riddle and Glendale. Most students living in South Douglas County attend these schools.

Josephine County only has two school districts: Grants Pass SD 7 and Three Rivers/Josephine County SD. The former district serves Grants Pass and nearby areas, and the latter serves much of the rest of the County, as well as a small portion of Jackson County. Both districts serve around 5,000 students. The table below provides information on these two districts:<sup>131</sup>

School District Name	Percentage Meeting or Exceeding Language Arts			Percentage Meeting or Exceeding Math		
	3-5	6-8	11	3-5	6-8	11
Grants Pass SD 7	<b>51.1%</b>	<b>57.7%</b>	<b>68.2%</b>	<b>40.9%</b>	36.4%	26.6%
Three Rivers/Josephine County SD	<b>48%</b>	<b>50.1%</b>	62.2%	36.1%	30.5%	21.1%

<sup>131</sup> Oregon Department of Education, School Report Cards, 2016-2017.

In terms of language arts standards, near or above 50% of all students in Josephine County are meeting or exceeding performance standards. Like Douglas County school districts, Josephine County school districts are struggling in math performance. The numbers for 11<sup>th</sup> grade student math performance are most concerning, as only around one in four Grants Pass students and one in five students outside Grants Pass are performing adequately.

ODE maintains drop-out rate data by County. In 2017, the drop-out rate for Douglas County schools was the third highest statewide at 8.02%.<sup>132</sup> Those within the County most likely to drop-out included: male students, multi-racial students, students with disabilities, and homeless students. Josephine County schools performed better in this area, with a drop-out rate tenth highest statewide at 4.97%. Sub-groups of students in the County with higher drop-out rates included: males, Native Hawaiian/Pacific Islander, African-American, Hispanic/Latino, English-Language Learners, migrants and those who were homeless. Students classified as economically disadvantaged had **lower** drop-out rates in both Counties than those that were not.

The State maintains rates of students going on to post-secondary school by district. The chart provides the percentages of students who enrolled in a community college or four-year school within 16 months of graduation from school in 2015.<sup>133</sup>

School District	% Continuing to Post-Secondary School
Camas Valley	71.4%
Douglas County SD 15 (Days Creek)	40%
Douglas County SD 4 (Roseburg)	56.8%
Elkton	50%
Glendale	27.3%
Glide	70.5%
North Douglas SD 22 (Drain)	41.2%
Oakland	48.4%
Reedsport	63%
Riddle	37.5%
South Umpqua	54.4%
Sutherlin	64%
Winston/Dillard	57.4%
Yoncalla	60.7%
<b>Grants Pass SD 7</b>	<b>52%</b>
<b>Three Rivers/Josephine County SD</b>	<b>51.4%</b>

<sup>132</sup> Oregon Department of Education, drop-out rates by county, 2016-2017.

<sup>133</sup> Oregon Department of Education, School Report Cards, 2016-2017.

The statewide average for continuing school after high school is 57.4%, so the larger schools in Douglas County (Douglas County SD 4, South Umpqua, Sutherlin and Winston/Dillard) are doing a relatively good job of having students continue their education. Smaller Douglas County schools have had mixed success in this area. Grants Pass' two school districts are a bit worse in terms of having students move on to college than Douglas County schools.

### Educational Attainment

Not long ago, residents living in the region could obtain relatively high-paying jobs in the timber industry without needing much formal education. It is far more difficult now to obtain such jobs, but local residents are oftentimes leaving school without adequate education to obtain newer types of higher paying jobs. The percentages of residents with different levels of educational attainment is provided below.<sup>134</sup>

Report Area	Percent No High School Diploma	Percent High School Only	Percent Some College	Percent Associates Degree	Percent Bachelors Degree	Percent Graduate or Professional Degree
Douglas County, OR	10.9%	32.4%	31%	9.4%	10%	6.3%
Josephine County, OR	11.22%	32.4%	30.8%	8.4%	10.6%	6.7%
Oregon	10.03%	23.9%	26.2%	8.5%	19.6%	11.9%
United States	13.02%	27.5%	21%	8.2%	18.8%	11.5%

As can be seen above, the percentage of residents in both Counties that only have a high school diploma is much greater than that of residents statewide and nationally. At the same time, the percentage of residents with 4-year college degrees or higher is much lower than that of residents statewide and nationally. Despite relatively low levels of educational attainment, the percentage of residents lacking literacy skills compares favorably with statewide and national percentages. About 10% of residents in both Counties lack such skills, which is the same percentage as residents overall in Oregon, and is a bit lower than residents nationwide.<sup>135</sup>

<sup>134</sup> US Census, American Community Survey, five-year estimate, 2016.

<sup>135</sup> National Center for Education Statistics, NCES - Estimates of Low Literacy.

## Summary

Assuming that the Oregon performance test results are meaningfully connected to overall student achievement, schools in South Douglas County particularly need to take action to improve student achievement. All schools in the region are struggling to provide their students the instruction and support they need to perform adequately in math. Districts throughout the region should work toward decreasing drop-out rates, particularly those in Douglas County. Some of the region's smaller school districts, and Josephine County's school districts should also be focusing on improving the rates of students continuing on to post-secondary schools. The region lacks adults who have graduated from college with any degree.



# Economic Well-Being/Jobs

## Economic Well-Being

The most basic measure of economic well-being is annual income. The government measures both per capita and median income. Per capita income is simply the income of an area divided by the total number of residents. Because this average is impacted by extreme values of income, it is not the best measure to use in areas with smaller populations like Douglas/Josephine County. The median income identifies the income at the 50<sup>th</sup> percentile of all incomes, and so is not impacted by income extremes. This assessment uses median income as a basic measure of economic well-being.

Josephine County has the third lowest median household income statewide, at \$37,867.<sup>136</sup> Douglas County's median income is the 13<sup>th</sup> lowest among Oregon counties at \$42,052.<sup>137</sup> Oregon's median income is \$53,270 and the nation's is \$55,322.<sup>138</sup> Income inequality can provide additional insight into economic well-being. In areas in which inequality is high, residents with lower incomes may experience less well-being as they compare their situation with high income earners. The GINI coefficient is a measure of income inequality used by the US Census Bureau. Measures range from 0-1, with a score of 1 indicating the highest levels of income inequality. The most recent census estimates indicate that Josephine County has the state's second highest GINI measure.<sup>139</sup> Douglas County's coefficient is near the state average. Based on this data, it is conceivable that typical Josephine County residents (whose median income is very low) may feel poorer in relationship to high income residents in the County.

National and state governments and organizations do not maintain measures of wealth by state or county. The U.S. Census Bureau does collect data periodically examining wealth at a national level. Applying national numbers to the local region can provide some idea of the wealth of those at the lower levels of income. In 2013, those households nationally with incomes in the bottom 1/5<sup>th</sup> of all households had a median net worth of \$3,600.<sup>140</sup> The median amount these households had in financial institutions was \$532. Households below the federal poverty level had a median net worth of \$2,263, and a median of \$450 at financial institutions. Assets taken into account when determining net worth included not only those at financial institutions, but also those in retirement accounts, equity in homes, equity in rental properties, equity in vehicles, stocks and mutual fund shares, annuities and trusts and cash value life insurance. Assuming that the figures above fairly represent those living in the region, local residents struggling to make ends meet are unable to address financial emergencies and have few assets to retire upon.

---

<sup>136</sup> US Census, American Community Survey, five-year estimate, 2016.

<sup>137</sup> Ibid.

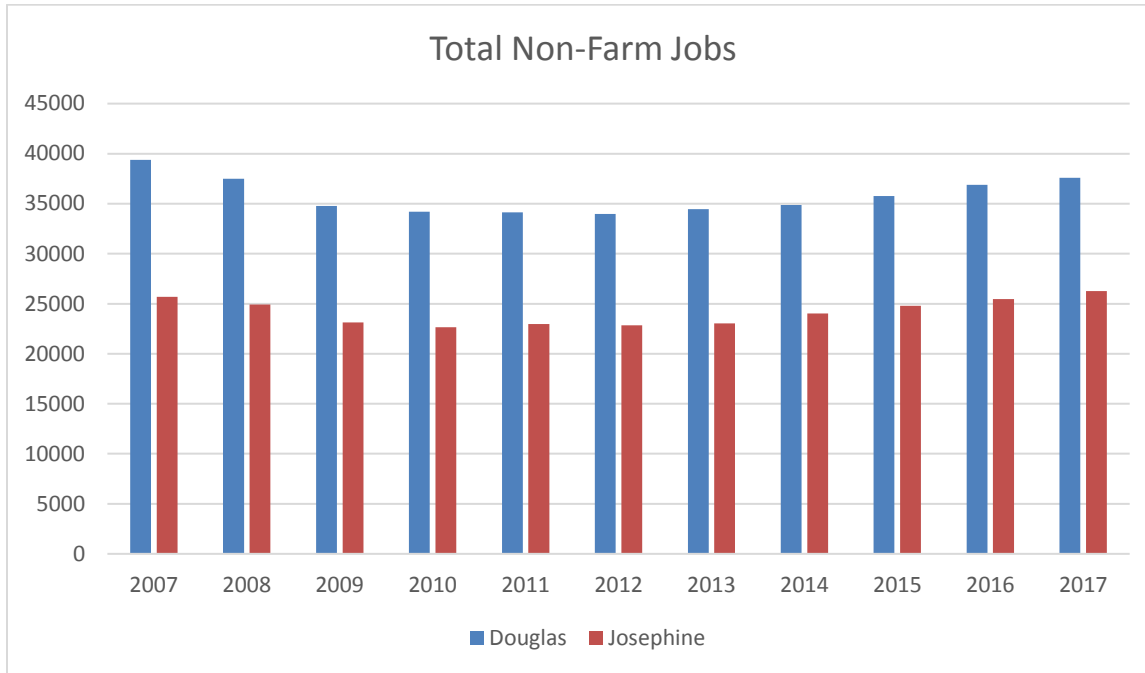
<sup>138</sup> Ibid.

<sup>139</sup> Ibid.

<sup>140</sup> <https://www2.census.gov/programs-surveys/demo/tables/wealth/2013/wealth-asset-ownership/wealth-tables-2013.xlsx>

## Employment

Douglas and Josephine County’s economies were severely impacted by the Great Recession of 2008, but have substantially recovered. The chart below shows the total number of non-farm jobs for the two counties between 2007 (just before the Recession) and 2017:<sup>141</sup>



Douglas County is nearing the number of non-farm jobs that existed prior to the Great Recession, and Josephine County has exceeded the number of such jobs this past year. Unemployment has decreased as the number of jobs as increased. The table below shows unemployment figures for each of the past five years for the month of April (seasonally unadjusted):<sup>142</sup>

County	2014	2015	2016	2017	2018
Douglas	9.3%	7.5%	6.4%	5.1%	5.2%
Josephine	9.4%	7.6%	6.7%	5.1%	5.2%

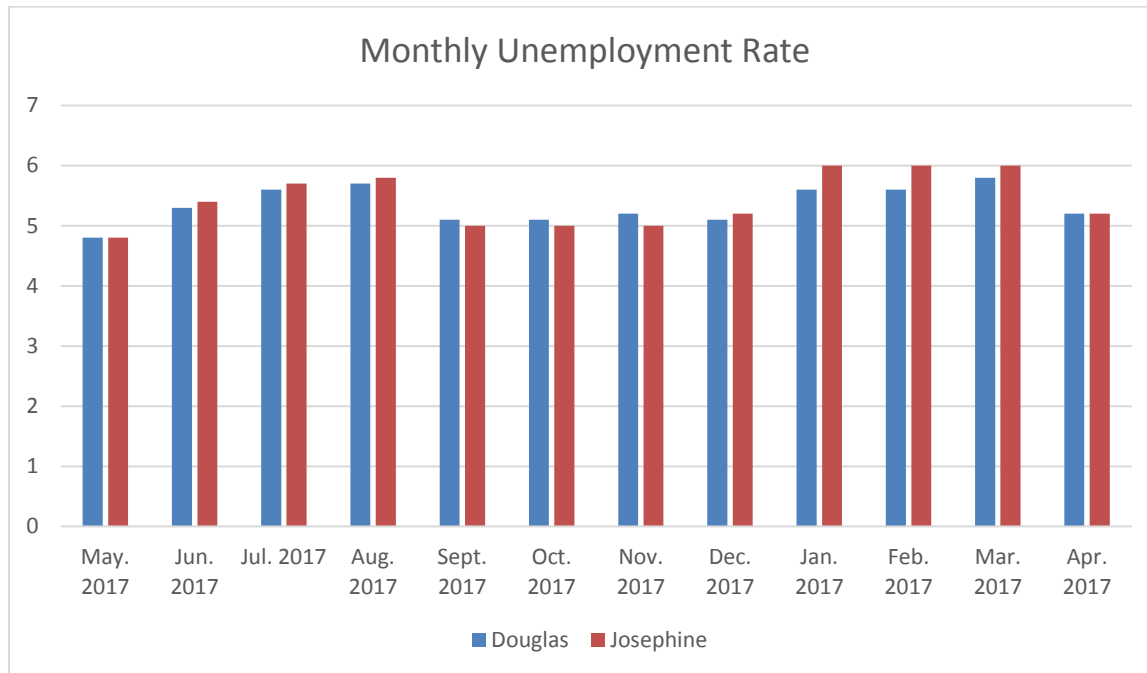
Though unemployment rates have dropped dramatically in the region, they are still higher than the state rate of 3.5% for April, 2018.<sup>143</sup>

<sup>141</sup> State of Oregon, Economic Department, Economic Data.

<sup>142</sup> United States Labor, Bureau of Labor Statistics, Local Area Unemployment Statistics Map.

<sup>143</sup> Ibid.

The following chart shows local unemployment rates over the past year:<sup>144</sup>



Although unemployment rates moved up one percentage point between fall of 2017 and winter of 2018, rates most recently have dropped back down near 5%. More encouraging for local workers, inflation-adjusted, real annual wages have increased coming out of the Recession. Between 2009 and 2016, Josephine County’s annual wages increased by about \$900.<sup>145</sup> Douglas County’s wages increased by approximately \$2,000 during this period.<sup>146</sup> Workers paid minimum wage have benefitted from a law enacted in 2016, which requires increases in the wage on an annual basis. Since the law’s passage, the minimum wage has increased from \$9.25/hr. throughout Oregon to \$10/hr. in Douglas County and \$10.25/hr. in Josephine County.<sup>147</sup> One note of caution, included in the report on wages rising in Douglas County, is that the tight housing market is making it difficult for employers to recruit out-of-area employees with high skill sets into the region.<sup>148</sup> This may dampen the ability to grow or attract new businesses into the area until additional homes are constructed.

<sup>144</sup> United States Labor, Bureau of Labor Statistics, Local Area Unemployment Statistics Map.

<sup>145</sup> Tauer, G. Are Average Wages in the Rogue Valley Responding to Tight Labor Markets? State of Oregon, Employment Department. February 27, 2018.

<sup>146</sup> Donnelly, K. Wages Continue to Rise in Douglas County. State of Oregon, Employment Department, May 7, 2018.

<sup>147</sup> <https://www.oregon.gov/boli/WHD/OMW/Pages/Minimum-Wage-Rate-Summary.aspx>

<sup>148</sup> Donnelly, K. Wages Continue to Rise in Douglas County. State of Oregon, Employment Department, May 7, 2018.

## Survey Results

Few survey respondents stated they had received employment or financial services in 2017 in either County (about 5% received employment services and 1% received financial services). Yet in both Counties, respondents indicated these services were relatively important, with financial services being identified as among the most needed services. Respondents indicated that employment services were generally not hard to access, but that financial services were (in Josephine County, these services were identified as the most difficult to obtain). In Josephine County, respondents stated that their economic situation and employment situation were somewhat worse than a year ago. Oddly enough, Douglas County respondents stated their economic situation was also somewhat worse than the previous year, but their employment situation was somewhat better.

## Summary

Overall, the economic picture for the region has substantially recovered from the Great Recession. Jobs are back and wages are even rising. Nonetheless, local median incomes are significantly below those statewide, and the local unemployment rate is also higher than Oregon's rate. Those residents who are living in poverty likely have little ability to weather financial emergencies, whatever the cause, and have few assets upon which to retire. Of note from survey respondents, very few residents have been obtaining financial services (like credit repair), even though many state this is a needed service. Respondents report that this service is difficult to obtain.

## Community Resources

Both Douglas and Josephine County have many resources available to address area needs. Resources are sometimes available only to a specified portion of the community (e.g., those earning less than the federal poverty level, children only), and are sometimes limited (potentially having long waiting lists). The table below provides the name of Douglas County service providers, their location(s), and the service they offer:

<b>Name</b>	<b>Location</b>	<b>Type of Service</b>
<b>Adapt</b>	Roseburg	Behavioral Health Addiction
<b>Battered Person's Advocacy</b>	Roseburg	Domestic Violence
<b>Douglas C.A.R.E.S</b>	Roseburg	Child Abuse
<b>Family Development Center</b>	Roseburg	Family Strengthening
<b>HIV Alliance</b>	Roseburg	HIV related services
<b>Options Counseling</b>	Roseburg	Behavioral Health Family Strengthening
<b>South Lane Mental Health</b>	Cottage Grove (serves N. Douglas County)	Behavioral Health
<b>South River Community Health Center</b>	Winston	Healthcare
<b>Umpqua Community Health Center</b>	Glide, Myrtle Creek, Roseburg, Sutherlin	Healthcare, Dental, Behavioral
<b>UCC Wooley Center</b>	Roseburg	GED Prep, Basic Ed, ESL
<b>Boys and Girls Club of the Umpqua Valley</b>	Roseburg	Youth Development
<b>School District Offices</b>	Reedsport, Elkton, Drain, Yoncalla, Oakland, Sutherlin, Roseburg, Glide, Winston, Camas Valley, Riddle, Myrtle Creek, Glendale, Days Creek	Education and Related Services
<b>Douglas Educational Service District</b>	Roseburg	Education Support Services
<b>Elkton Community Education Center</b>	Elkton	Informal Education, Youth Employment
<b>Family Connections of Lane and Douglas County</b>	Roseburg	Childcare
<b>Family Relief Nursery</b>	Drain	Family Strengthening
<b>OSU Extension</b>	Roseburg	Adult Education
<b>Phoenix Charter School</b>	Roseburg	Youth Education

<b>Name</b>	<b>Location</b>	<b>Type of Service</b>
<b>South Coast Education Service District</b>	Reedsport	Education Support Services
<b>Parenting Education Hub</b>	Roseburg, Winston, Sutherlin, Tri City, Riddle, Reedsport, Yoncalla, Elkton, Drain	Family Strengthening
<b>UCAN Head Start/Early Head Start</b>	Yoncalla, Sutherlin, Roseburg, Myrtle Creek, Glendale	Early Child Education, Family Strengthening
<b>UCAN Healthy Start</b>	Selected Douglas County Zip Codes	Family Strengthening
<b>UCAN Health Families</b>	Douglas County	Family Strengthening
<b>UCAN WIC</b>	Drain, Canyonville, Glendale, Myrtle Creek, Sutherlin, Reedsport, Glide, and Roseburg	Nutrition
<b>Umpqua Community College</b>	Winchester	Post-Secondary Education
<b>Umpqua Valley disAbilities</b>	Roseburg	Disability Services, Adult Literacy
<b>YMCA</b>	Roseburg	Fitness, Health
<b>Casa De Belen</b>	Roseburg	Homeless
<b>Community Kitchens</b>	Roseburg, Drain, Reedsport, Sutherlin, Myrtle Creek	Food
<b>Food Pantries</b>	Reedsport, Yoncalla, Drain, Sutherlin, Roseburg, Glide, Dillard, Myrtle Creek, Canyonville, Glendale	Food
<b>Glide Helping Hands</b>	Glide	Food, Clothing, Firewood
<b>Habitat for Humanity</b>	Roseburg	Housing
<b>UCAN Affordable Housing</b>	Canyonville, Winston, Roseburg, Sutherlin, Drain	Housing
<b>UCAN Housing/Homeless Services</b>	Douglas County	Homeless, Homeless Prevention
<b>HADCO</b>	Reedsport, Riddle, Winston, Roseburg, Oakland, Yoncalla	Housing
<b>NeighborWorks Umpqua</b>	Sutherlin, Roseburg, Myrtle Creek	Housing, Financial Services

<b>Name</b>	<b>Location</b>	<b>Type of Service</b>
<b>Roseburg Dream Center</b>	Roseburg	Homeless, Basic Needs
<b>Roseburg Rescue Mission</b>	Roseburg	Homeless
<b>Salvation Army</b>	Roseburg	Basic Needs
<b>Samaritan Inn</b>	Roseburg	Homeless
<b>Seventh Day Adventist Community Services</b>	Canyonville, Myrtle Creek, Roseburg, Glide, Sutherlin	Basic Needs
<b>Saint Vincent DePaul</b>	Sutherlin, Myrtle Creek	Basic Needs
<b>UCAN Energy Assistance/Weatherization</b>	Douglas County	Energy, Housing Rehab
<b>UCAN Health Insurance and Rx Assistance</b>	Douglas County	Health-related
<b>UTrans</b>	Douglas County	Public Transit
<b>Oregon Department of Human Services</b>	Roseburg, Reedsport	Aging Services, Child Abuse
<b>Oregon Department of Human Services</b>	Roseburg, Canyonville	Income Support, Childcare
<b>Oregon Department of Human Resources</b>	Roseburg	Disability-related
<b>Advantage Dental</b>	Canyonville, Reedsport, Sutherlin, Roseburg	Dental
<b>Department of Veterans Affairs</b>	Roseburg	Healthcare, Mental Health and other Veteran Related Services
<b>Lower Umpqua Hospital</b>	Reedsport	Healthcare
<b>Mercy Medical Center</b>	Roseburg	Healthcare
<b>UCHS-School Based Health Centers</b>	Roseburg, Winston-Dillard	Student Healthcare
<b>Umpqua Health Alliance-New Day Program</b>	Roseburg	Substance Abuse
<b>Umpqua Valley Breastfeeding Association</b>	Roseburg	Healthcare
<b>UCAN Nurse Home Visiting</b>	Douglas County	Healthcare
<b>Central Coast Community Health</b>	Reedsport	Healthcare
<b>Consumer Credit Counseling</b>	Roseburg	Financial
<b>CASA</b>	Roseburg	Child Abuse
<b>Legal Aid Services of Oregon</b>	Roseburg	Legal
<b>Neighbor-to-Neighbor Mediation</b>	Roseburg	Dispute Resolution
<b>Oregon Child Support Program</b>	Roseburg	Financial

<b>Name</b>	<b>Location</b>	<b>Type of Service</b>
<b>Developmental Disabilities Program</b>	Roseburg	Disability-Related
<b>Mentor Oregon</b>	Roseburg	Disability-Related
<b>Oregon Commission for the Blind</b>	Roseburg	Disability-Related
<b>Sunrise Enterprises</b>	Roseburg	Disability-Related
<b>Douglas Rides</b>	Roseburg, Umpqua Community College, Yoncalla, Drain, Elkton, Sutherlin, Winston, Myrtle Creek, Riddle, Canyonville, and Reedsport	Transportation
<b>Douglas County Senior Services</b>	Riddle, Roseburg, Sutherlin, Winston	Seniors
<b>Sutherlin Community Resource Center</b>	Sutherlin	Youth Development, Family
<b>Oregon WorkSource Office</b>	Roseburg	Employment



The following table contains a listing of Josephine County service providers:

<b>Name</b>	<b>Location</b>	<b>Type of Service</b>
<b>Josephine County Health Department</b>	Grants Pass, Cave Junction, Wolf Creek	WIC
<b>Women's Crisis Support Team</b>	Grants Pass	Domestic Violence
<b>Oregon Department of Human Services</b>	Grants Pass, Cave Creek	Financial
<b>Oregon Department of Human Services</b>	Grants Pass	Child Abuse
<b>Oregon Department of Human Services</b>	Grants Pass	Disability-Related, Seniors
<b>Southern Oregon Head Start</b>	Grants Pass, Cave Junction, Merlin	Early Childhood Education, Family Strengthening
<b>Saint Vincent DePaul</b>	Grants Pass	Basic Needs
<b>Salvation Army</b>	Grants Pass	Basic Needs
<b>RVCOG Senior and Disabilities Services</b>	Eagle Point	Disability-Related, Seniors
<b>Siskiyou Community Health Center</b>	Grants Pass, Cave Junction	Healthcare, Dental
<b>Planned Parenthood</b>	Grants Pass	Family Planning
<b>Pregnancy Care Center</b>	Grants Pass	Family Planning
<b>Rogue Valley Transit</b>	Josephine County	Transportation
<b>Options of Southern Oregon</b>	Grants Pass	Mental Health
<b>Hearts With a Mission</b>	Grants Pass	Homeless
<b>Maslow Project</b>	Grants Pass	Homeless, Basic Needs
<b>Literacy Council of Josephine County</b>	Grants Pass	Adult Basic Education
<b>Oregon Law Clinic</b>	Grants Pass	Legal
<b>Oregon WorkSource Office</b>	Grants Pass	Employment
<b>OSU County Extension</b>	Grants Pass	Adult Education
<b>Josephine County Health Department</b>	Grants Pass	Healthcare-Related, Family Planning
<b>Josephine County Food Bank</b>	Grants Pass	Nutrition
<b>Josephine County Kitchens</b>	Grants Pass, Merlin, Cave Junction, Wolf Creek	Food
<b>Josephine County Pantries</b>	Grants Pass, Cave Junction, Williams, Wolf Creek	Food
<b>Illinois Valley Family Coalition</b>	Cave Junction	General Support

<b>Name</b>	<b>Location</b>	<b>Type of Service</b>
<b>Illinois Valley Safe House Alliance</b>	Cave Junction	Domestic Violence
<b>Job Council</b>	Grants Pass	Employment
<b>Gospel Rescue Mission</b>	Grants Pass	Homeless, Food
<b>Josephine Housing and Community Development Council</b>	Grants Pass	Affordable Housing
<b>Family Solutions</b>	Grants Pass	Child/Family Mental Health
<b>Boys and Girls Club of Rogue Valley</b>	Grants Pass	Youth Development
<b>Child Care Resource Network</b>	Grants Pass	Childcare
<b>Choices Counseling Center</b>	Grants Pass	Substance Abuse
<b>Christian Service Network</b>	Grants Pass	Basic Needs
<b>Resolve</b>	Medford	Conflict Resolution
<b>Adapt</b>	Grants Pass	Substance Abuse
<b>HIV Alliance</b>	Grants Pass	HIV-Related
<b>UCAN Housing and Homeless</b>	Grants Pass	Homeless/Housing Services
<b>UCAN Energy Assistance/Weatherization</b>	Grants Pass	Energy/Home Rehab
<b>School Districts</b>	Grants Pass	Education
<b>Southern Oregon Education Service District</b>	Medford (covers Josephine County)	Education-Related
<b>Rogue Community College</b>	Grants Pass	Post-Secondary Education, Adult Basic Ed, GED Prep, ESL
<b>Women's Health Center</b>	Grants Pass	Healthcare
<b>Family Nurturing Center</b>	Grants Pass	Family Strengthening
<b>OnTrack</b>	Grants Pass	Substance Abuse
<b>CASA of Josephine County</b>	Grants Pass	Child Abuse
<b>Healthy U</b>	Cave Junction	Mental Health
<b>Kairos</b>	Grants Pass	Youth Mental Health
<b>Consumer Credit Counseling Of Southern Oregon</b>	Medford	Financial
<b>Habitat for Humanity</b>	Grants Pass	Housing
<b>Asante Three Rivers Medical Center</b>	Grants Pass	Healthcare

<b>Name</b>	<b>Location</b>	<b>Type of Service</b>
<b>Healthcare Coalition of Southern Oregon Healthy Start</b>	Josephine County	Family Strengthening
<b>Siskiyou Community Health Center-Healthy Families/Maternity Case Management</b>	Josephine County	Family Strengthening, Healthcare

## Causes of Poverty

This section of the assessment analyzes the causes of poverty. This analysis is somewhat challenging, because many dimensions of poverty, like lack of educational attainment, can be both a cause and a result of poverty. Nonetheless, some dimensions are greater issues in terms of regional poverty than others.

### Economy

After a long period of economic distress, jobs have returned to the region. Yet overall poverty rates have inched up in the past five years in Douglas County, and remained virtually unchanged in Josephine County. This is very concerning. Local unemployment rates remain somewhat higher than the state rate, so more jobs can still be added. But the real problem in the region is wages. Median wages for both Counties are far below the State's median wage. While costs may not be quite as high in the region compared to more metropolitan areas of the state, particularly housing costs, many local residents are clearly not earning enough to make ends meet. The region needs more high-wage jobs in order to improve this situation. Wages on existing jobs also need to increase. The Bureau of Labor maintains statistics for the Grants Pass Metropolitan Statistical Area's wages by category, and the percent difference of these wages from United States averages. This data indicates that aside from those working as healthcare practitioners, healthcare support protective services, and in farming, fishing and forestry, all other areas of employment in Grants Pass have wages less than national wages, in many cases 20-30% less.<sup>149</sup> For example, those in the legal profession in Grants Pass earn 38% less than the national average.<sup>150</sup>

### Education

Regional measures of education suggest a two-fold problem likely increasing poverty levels. At the level of K-12 education, too many children are dropping out of the region's schools, especially in Douglas County. Those failing to complete high school are not likely to obtain living wage work. Schools in general are not providing area students with the math skills they need to succeed in post-secondary settings. Schools in South Douglas County are underperforming across the board when compared to similar schools, making it less likely that this area can develop an adequately educated workforce. Educational attainment levels for those who have completed school are also problematic in the region. Low numbers of residents with high levels of education makes it more difficult for the region to attract employers, such as technology firms, with high-wage jobs. The many residents who have not completed any type of post-secondary degree will continue to struggle to find living wage employment.

---

<sup>149</sup> United States Department of Labor, Bureau of Labor Statistics, Occupational Employment and Wages in Grants Pass, May, 2017.

<sup>150</sup> Ibid.

## Children and Family Well-Being

A number of regional indicators of children and family well-being are likely connected to high, local poverty rates. The high rates of child abuse, foster care placement, and domestic abuse in the region suggest that many area children are experiencing numerous adverse childhood experiences. Researchers have found that those experiencing more adverse childhood experiences are more likely to do poorly in school, have more difficulty remaining employed, and have a lower income potential.<sup>151</sup> The significantly high rates of birth to unmarried women in the region is also likely a contributor to high local poverty rates. Households headed by women alone have much higher rates of poverty than others locally. The lack of available childcare slots in both Counties makes it more difficult for parents to work. The lack of **affordable** childcare increases the number of parents who are unable to obtain care. For those who do obtain care, they have fewer available resources to meet other needs.

## Transportation

Given the size of the region, and its low population density, one would expect that lack of reliable transportation would be a major issue for those needing to commute to work. But both Counties have commuter lines to many outlying communities. Data indicates that few residents are taking advantage of local transit to commute to work, and survey results support the notion that residents do not feel a great need for transit. Given that residents living outside of Roseburg and Grants Pass are generally earning less than residents of those two communities, it would seem that use of public transit could help low-income residents earn more money. The problem, in the case, may not be lack of access to transit, but the challenge of changing habits to use a shared mode of transportation.

## Food and Nutrition

Lack of food might be a causal agent in terms of poverty in the following manner. Children who are not adequately fed tend to struggle more at school, as their hunger makes it more difficult to concentrate on schoolwork. Hungry children are more likely to do poorly in school, and are less likely to move on to post-secondary education. Lack of post-secondary education makes it more likely that such children will be unable to obtain living wage jobs in the future. Hungry adults also are likely to have difficulty focusing on their work, which would impair their ability to maximize their earning potential. Regarding nutrition, the expenses associated with nutrition-related health disorders leaves malnourished residents with less money to address other needs. To the extent that hospitals and other medical providers must absorb such health costs, local communities are left more distressed.

---

<sup>151</sup> Ford, D., Klevens, J., Merrick, M., Metzler, M., Ports, K. *Adverse childhood experiences and life opportunities: Shifting the narrative*. Children and Youth Services Review. Vol. 72, January 2017. Pages 141-149.

## Health

The region's poor health discussed earlier contributes to poverty in a number of ways. Residents experiencing poor health generally have to spend more money to address their health issues, leaving them with less to spend on other needs. Adults with poor health miss more days of work, as do those with children with health problems. Adults experiencing regular health issues may lose their jobs if they miss too many days. Those experiencing more serious health issues may drop out of the workforce, unable to continue working. Children living with parents experiencing poor health, especially poor mental health, are more likely to experience adverse childhood impacts, which as has already been stated, can lead to poorer educational and economic outcomes. The region's high rates of premature births, likely caused in part by high rates of pregnant women who smoke, can cause or exacerbate poverty. Parents of premature babies have additional costs, sometimes over the life of their child, compared to parents of healthy children. Premature babies are more likely to have issue impacting their cognitive abilities, which in turn have a negative impact on educational and economic outcomes. As with other health problems, the costs of supporting premature infants are often borne by medical institutions, further burdening them. The high number of UHA and PrimaryCare female clients lacking effective contraceptive use to prevent unwanted pregnancies also likely contributes to area poverty. Lack of contraceptive use in these cases increases the likelihood that unwanted pregnancies will occur. Such unwanted pregnancies, especially to unmarried women, likely contributes to the high rate of poverty among households led by single women.

## Home Comfort

The high percentage of local residents that are energy-burdened indicates that many residents are spending too much of their income on keeping their homes warm in the winter. The large number of residents living in older manufactured homes in the region impacts poverty as well. These residents typically do not own the land upon which their homes sit. When owners of manufactured home parks decide to sell, residents can end up unable to pay for a new location. They may also be forced to spend money to relocate that contributes to their lack of resources. Manufactured home owners also are more likely to live in "unhealthy" homes (homes lacking adequate heat or homes with dangerous conditions like toxic mold) which contribute to their poor health. As noted above, poor health has multiple connections to poverty.

## Housing

Increased costs to rent homes, and lack of affordable housing in general, contribute to poverty, as many residents are having to spend far too much for housing. Driving this problem is the lack of developers willing to build new, affordable homes/apartments. As mentioned earlier, a lack of affordable housing may be limiting job development in the region, as companies look to locate in communities with less expensive housing markets or markets with more vacancies. Though the number of residents who are

homeless is relatively low, those experiencing this condition are far less likely to escape poverty. Homeless adults do not have a place to perform basic hygienic activities. They cannot cleanup for job interviews. If they have jobs, they are less able to prepare for work. Homeless children face substantial hurdles in terms of school success, and again are much more susceptible to adverse childhood experiences. Those who are chronically homeless and living on the streets have much shorter life-spans than others, and contribute significantly to communities' costs to provide healthcare, emergency services and public safety.

## Income Supports

The availability, of lack thereof, of income supports such as TANF and EITC, can make the difference between whether a family lives in poverty or not. In recent years, state and federal government have been increasingly conditioning the availability of TANF. The federal government is considering adding work requirements to numerous income supports. The issue in this case is that the region has substantially rebounded from the Great Recession. Without an influx of new jobs, those still unemployed have little opportunity to enter the job force.

## Seniors/People with Disabilities

Those over the age of 65 and people with disabilities typically face different circumstances than others living in poverty. These individuals often can no longer work, or are limited to working fewer hours or for lower wages than others. While others living in poverty often move out of poverty in a matter of a few months, seniors and people with disabilities are much less likely to do so. Ameliorating regional poverty will likely require multiple strategies, as the region has a much higher percentage of seniors and people with disabilities than found statewide.

## Possible Action Steps

The American Opportunity Index, developed by Opportunity Nation and Child Trends, scores many of the nation's counties on overall opportunity.<sup>152</sup> The 2017 Opportunity Index analyzes opportunity in 27 of Oregon's 36 counties (the seven least populated counties are not included in the index). Of the 27 counties examined, Douglas and Josephine County receive the third and second lowest opportunity scores. These scores support the notion that both Counties have substantial needs to address. Given these substantial needs, potential action steps need to address areas of highest need. At the same time, potential action steps must take cost into account. Affordable housing is a major need in the region, but construction of all units of affordable housing needed to address regional need would be immensely expensive. Many of the potential action steps described below are relatively low-cost when compared to alternatives. The action steps are not listed in any particular order of priority. Some could be undertaken by UCAN alone, others would require action by UCAN and community partners, and some can only be accomplished by community partners.

### **Action Step 1**

#### **Support more family planning for teens and young unmarried residents.**

Half of households led by single women in Douglas County, and around 40% in Josephine County, live at or below the federal poverty level. Not all of these households have children. But it is likely that the high poverty levels for these households is related to the difficulty of female householders having to work and earn sufficient income while raising children on their own. More education around family planning could very much benefit those who are least able to afford raising children: teens and young, unmarried residents.

### **Action Step 2**

#### **Support contraceptive use among those wanting to avoid unwanted pregnancies.**

Data from regional CCOs shows that those in the region wanting to avoid unwanted pregnancies are having difficulty obtaining effective contraceptives. UCAN sees thousands of women annually through its Early Childhood Services programs, many through WIC. The ability to either provide contraceptive services or refer clients to such services could significantly lower the number of unwanted pregnancies.

---

<sup>152</sup> Opportunity Nation is a bipartisan, national campaign comprised of more than 350 cross-sector organizations working together to expand economic mobility and close the opportunity gap in America. Child Trends is the nation's leading nonprofit research organization focused exclusively on improving the lives and prospects of children, youth, and their families.



### **Action Step 3**

#### **Increase family strengthening services.**

The very high rates of child abuse in Douglas County, and domestic abuse cases in Josephine County, indicate the need for more family strengthening services. UCAN operates several programs that offer family strengthening services in Douglas County, including Healthy Families, Healthy Start, and Head Start/Early Head Start. Relief nurseries also provide such services, and Josephine County has other agencies offering some of the same programs UCAN offers. Much funding for these programs comes from the State of Oregon. More funding from the State is needed to bolster these services. Strengthening of partnerships between those offering such services would also bolster such services. It is far better to help families **before** an incidence of child abuse or domestic abuse occurs.

### **Action Step 4**

#### **Promote smoking cessation for pregnant and young women.**

The region's high rates of smoking among pregnant and young women makes it far more likely that children will be born prematurely. Such children are less likely to thrive. The health expenses associated with effects of long-term cigarette use, as well as the costs of addressing health and other issues experienced by premature babies weigh heavily on the area. The region has existing smoking cessation programs, but it could help to increase the number of agencies/programs promoting cessation. Again, UCAN, through its Early Childhood Service programs, could play an important role implementing this action in Douglas County.

### **Action Step 5**

#### **Promote having all clients connect with a healthcare home.**

Survey data seems to indicate that a small percentage of low-income residents see medical/dental professionals on an annual basis. Between Medicaid and insurance available as a result of the Affordable Care Act (and the accompanying subsidies available through the Act), health insurance coverage is not as difficult to obtain as it was prior to passage of the Act. Annual health exams can play a great role in preventing the incidence of more serious conditions that are much more expensive to treat. The lower costs of preventative treatment can also reduce the burden of unpaid health costs on distressed communities. UCAN's Head Start program ensures that all participating families have an identified healthcare home. Other area programs could take the relatively simple step of working with clients to connect with healthcare providers, and encourage clients to see providers.

## **Action Step 6**

### **Find ways to partner more closely with CCOs so that environmental determinants of health are better addressed.**

Local Coordinated Care Organizations (CCOs) were established in part to find less costly ways to achieve better health outcomes. One example often provided by the governor who championed CCOs was to have them pay for an air conditioning unit for a patient with a heart condition made worse by heat. The notion was that the cost of the unit would be far less than costs associated with continuous treatment needs arising from the heat. From lack of housing to hunger, the region is plagued by environmental determinants of poor health. The more that CCOs work with local social and human service providers to support low-cost, non-medical interventions that impact health outcomes, the better health outcomes will be in the region. At the same time, many of the root causes of poverty will be addressed.

## **Action Step 7**

### **Energy assistance to cover heat of summer.**

Since issues with heat were just mentioned, another way that residents may need more assistance is dealing with higher summer temperatures. It is becoming increasingly common during the summer for local residents to face several days of temperatures over 100 degrees. Many low-income residents have no air conditioning. Major funding sources for energy assistance primarily pay for winter heating. Government funders need to start considering the need for additional energy assistance support to ensure low-income residents can at least run fans during the summer months (and if they do have room A/C units, run those as well).

## **Action Steps 8 and 9**

### **Increase resources to address hunger, with a special focus on areas that are food deserts, and develop more nutrition programming, particularly in DOCO.**

Hunger remains a pernicious problem for the entire region. More funding and more food donations are needed to ensure that local residents are able to avoid skipping meals. A particular problem exists in areas lacking adequate food retailers. Extra effort should be made to help those living in food deserts. UCAN is partnering with Mercy Foundation and OSU Extension to try to establish a mobile food market that would help in these areas. Douglas County, given its high rates of nutrition-related diseases, also needs

more nutrition programming. UCAN has been piloting several programs in the County. Expansion of such programs would be of great benefit to local residents.

## **Action Step 10**

### **Address the Local Housing Crisis**

As touched on earlier, it is going to be difficult to simply build enough housing to end the local housing crisis. But some less expensive actions could help those who lack affordable housing and those who are homeless, including:

1. Construct day-use centers for homeless individuals living in both Counties. Presently, the region lacks day use centers that would allow homeless individuals to secure their property, obtain needed services, etc. Homeless individuals living on the street would especially benefit from such centers.
2. Replace and develop more manufactured homes. As mentioned earlier, many local residents live in older manufactured homes. Many of these homes are in very poor condition. Replacing such homes with new models would be much less expensive than building new housing developments. UCAN is piloting an effort with numerous partners to start such a program in Idleyld Park. It would likely also be more cost-effective to offer new manufactured housing to those lacking housing, rather than construct new apartment complexes. Even tiny homes could benefit the homeless.
3. Offer more second chance renters' programs. Even when affordable housing is available, some residents are unable to rent because they have poor rental histories, bad credit scores, and other barriers to obtaining a lease. Second chance renter programs provide education and support to such residents so they are able to overcome such barriers. UCAN has been offering classes to small numbers of residents. Financial support to expand such programming could make a big difference in the ability of many residents to qualify for available affordable housing.

## **Action Step 11**

### **Address Local Income Support Issues**

Examining income support data, it appears that many more local residents could benefit from the EITC tax credit. UCAN's RSVP program provides tax assistance with partners. More support for this program would not only improve the economic situation of many low-income residents, it would also bring significant revenues into the region. Residents of Cave Junction and nearby communities have recently seen a drop in SNAP (food stamp) benefits. If this is not due to a new way in which DHS is counting such recipients, efforts should be made to have more of these residents sign up for benefits they qualify for.

## **Action Step 12**

### **Reduce dropout rates and improve performance of local schools.**

Local drop-out rates are very concerning, especially in Douglas County. Local schools need to work with community partners to find ways to keep students in school. Those failing to obtain a high school diploma are likely fated to work for very low wages. School performance also needs to improve, particularly in South Douglas County. More resources need to be made available to schools. Efforts to increase high quality early education can help long-term school performance. Some local schools are establishing early education programs. UCAN's Early Head Start program recently obtained funding to expand its offering to parents who work most of the day. Additional expansion could make a big difference in addressing poverty locally.

## **Action Step 13**

### **Offer additional financial services programming such as budgeting, credit repair, credit counseling, financial literacy, etc.**

Survey respondents in both Counties indicated that financial service programming was much needed and hard to get. Agencies in both Counties, including UCAN, offer some of these services to some residents. Perhaps the development of a coalition of such agencies could focus resources so that more residents could receive comprehensive financial services and improve their personal financial situations.

## **Action Step 14**

### **Improve Services to Those Furthest From Opportunity**

As already discussed, resident in more rural areas of the region need better resources to address hunger issues. In general, these residents need better access to all social/human services. Agencies may want to consider partnering to offer multiple, mobile services, or to offer more services at small service centers that exist in rural areas (like Cave Junction and Canyonville). As the Latino population continues to grow, there is a need for agencies to focus on hiring more staff who are bicultural and bilingual, train all staff in areas related to cultural agility, and improve outreach to the Latino community.

## **Action Step 15**

### **Increase the Use of Public Transit**

As beneficial as it may be to have service providers offer services in more rural locations, it could be just as beneficial for those living in such areas to make better use of available transit. Very few local residents take advantage of available public transit, including lines established for commuter use. Efforts to better inform residents of local transit options, reduce the cost of such options, and increase the number of locations transit serves could all improve conditions in outlying areas. A campaign to change personal behaviors so that residents were more willing to use public transit might also be well worth the effort.

## **Action Step 16**

### **Help Residents Help Themselves**

UCAN's first program was operation of a "Confidence Clinic" where low-income women learned how to advocate better for their own needs. Though such empowerment programs are no longer in vogue, efforts to help low-income residents advocate on their own behalf could still be a powerful strategy for addressing area needs. UCAN is currently trying to establish a Latino Family Advisory Group in Douglas County that would provide input to area service providers.